


# ALEXANDER HEADBOARD

FULL & QUEEN

## ASSEMBLY INSTRUCTIONS



# ALEXANDER HEADBOARD

FULL & QUEEN

## **BEFORE YOU BEGIN**

Save all packaging materials until product is fully assembled. Hardware and small pieces may not be seen and could be accidentally discarded with packaging materials.

Follow the instructions carefully as deviation from them may void your warranty and present a possible safety risk.

It is recommended that assembly is done on a soft surface like carpet to avoid damage.

## **CARE INSTRUCTIONS**





Spot clean only.

## **ENJOY YOUR NEW FURNITURE!**

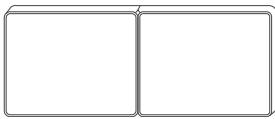

We take pride in hand crafting each product for our customers and strive to make your experience easy and enjoyable. From the entire , we hope you enjoy your new piece of furniture!

PARTS LIST FOR  
**ALEXANDER HEADBOARD**  
FULL & QUEEN

**INCLUDED IN HARDWARE BAG**

|   |  |   |   |
|---|--|---|---|
| <br>M8x60 ALLEN BOLT | <br>FLAT WASHER | <br>SPLIT WASHER | <br>ALLEN WRENCH |
|---|--|---|---|

**INCLUDED IN CARTON**

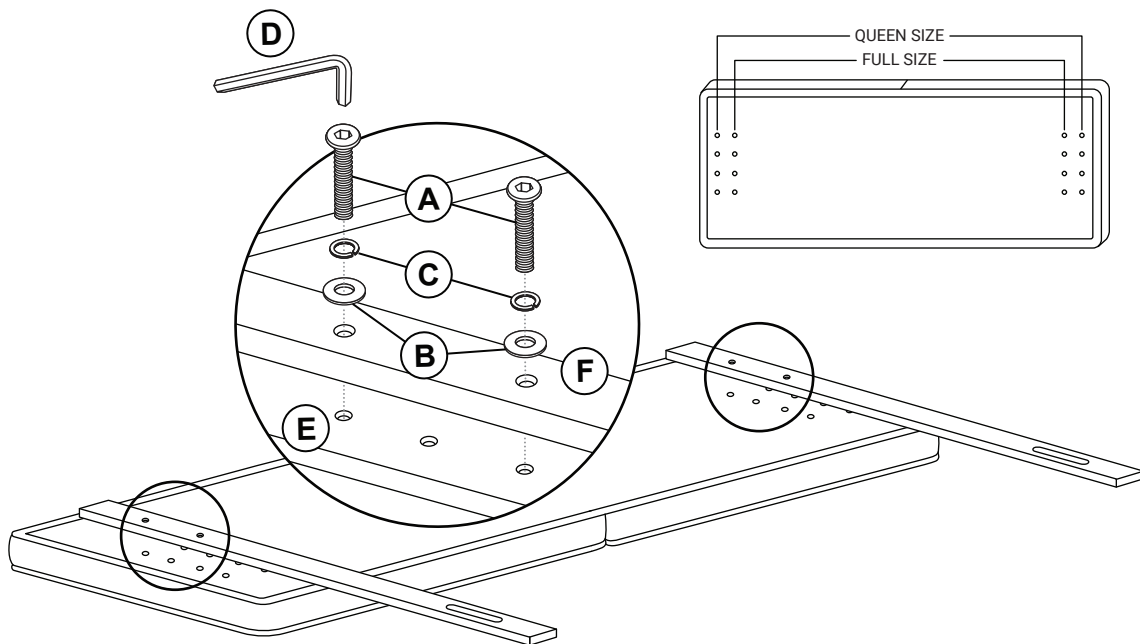
|  |  |
|--|--|
| <br>HEADBOARD PANEL | <br>HEADBOARD LEG |
|--|--|

SAVE ALL PACKAGING MATERIALS UNTIL PRODUCT IS FULLY ASSEMBLED. HARDWARE AND SMALL PIECES MAY NOT BE SEEN AND COULD BE ACCIDENTALLY DISCARDED WITH PACKAGING MATERIALS.

ASSEMBLY INSTRUCTIONS FOR  
**ALEXANDER HEADBOARD**  
FULL & QUEEN

**STEP 1**

Connect the headboard legs (F) to the headboard panel (E) using two allen bolts (A) threaded with a split washer (C) and a flat washer (B) for each leg. Finger tighten all bolts and then secure with the allen wrench (D).



**NOTE:** For Full size beds, align the headboard legs with the inner set of pre-drilled holes on the back of the headboard panel. For Queen size beds, align legs with the outer set.

Though each leg attaches with just two bolts, the headboard panel has four pre-drilled holes in each line to allow you to adjust the headboard height to your liking.