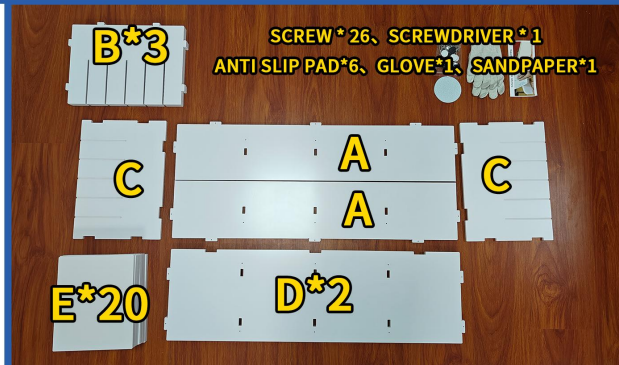




24 SLOT FILE CABINET -4 ROWS AND 6 COLUMNS INSTALLATION INSTRUCTIONS AND PROCEDURES



PLEASE WEAR PROTECTIVE GLOVES BEFORE ASSEMBLING



PROMPT: TEAR OFF THE FILM ON EACH BOARD



1. AFTER MERGING TWO A BLOCKS, ASSEMBLE THREE B BLOCKS TOGETHER



2. ASSEMBLE THE PREVIOUS D-BLOCK




3. ASSEMBLE THE SECOND D-BLOCK




4. ASSEMBLE THE PREVIOUS C-BLOCK




5. ASSEMBLE THE SECOND C-BLOCK




6. FIX THE SCREWS ON THE C-BOARD PANELS ON BOTH SIDES, WE NEED A TOTAL OF EIGHT



7. FIX 12 SCREWS ON BOARD D



8. FIX 12 SCREWS ON PLATE A



9. PASTE SIX ANTI SLIP PADS IN SECTION D



10. ASSEMBLE 20 E-SHAPED BLOCKS

