






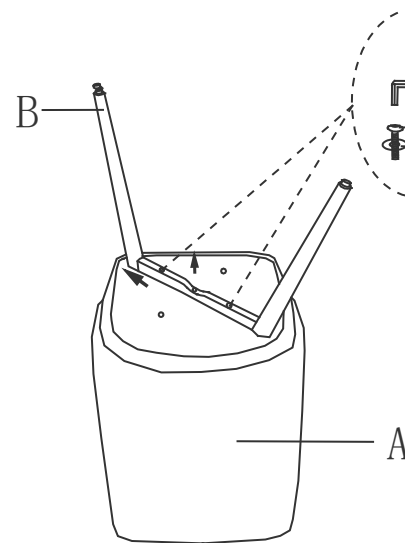


ASSEMBLY INSTRUCTION

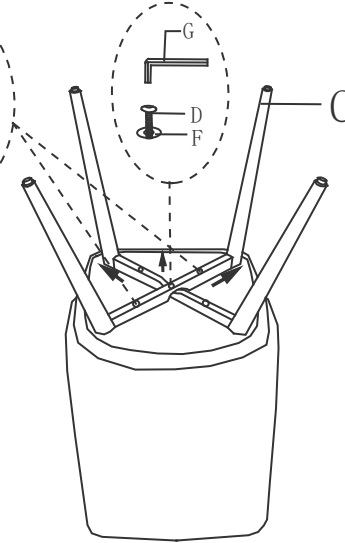


ITEM	PART	NAME	QUANTITY
(A)		SEAT	1
(B)		METAL LEG	1
(C)		METAL LEG	1
(D)		BOLT	1
(E)		LONG BOLT	4
(F)		WASHER	5
(G)		ALLEN KEY	1

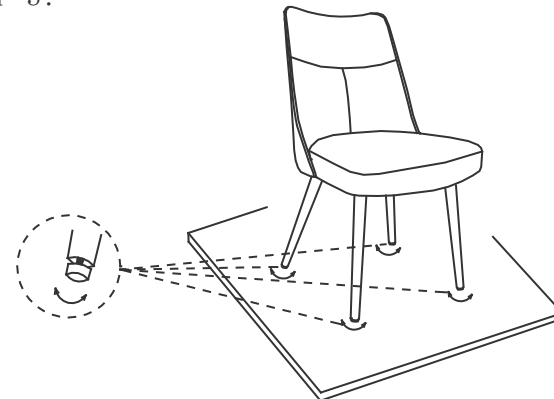
STEP 1:



STEP 2:



STEP 3:



NOTE:

PLEASE PUT THE CHAIR ONTO A SOFT AND CLEAN SURFACE FOR ASSEMBLY.