


ASSEMBLY AND DRESSING INSTRUCTIONS

1 BOBECHE
WITH 4 **F** Trim.



TOP BOBECHE
WITH 4 **G** Trim.



WARNING:



Electrical Danger

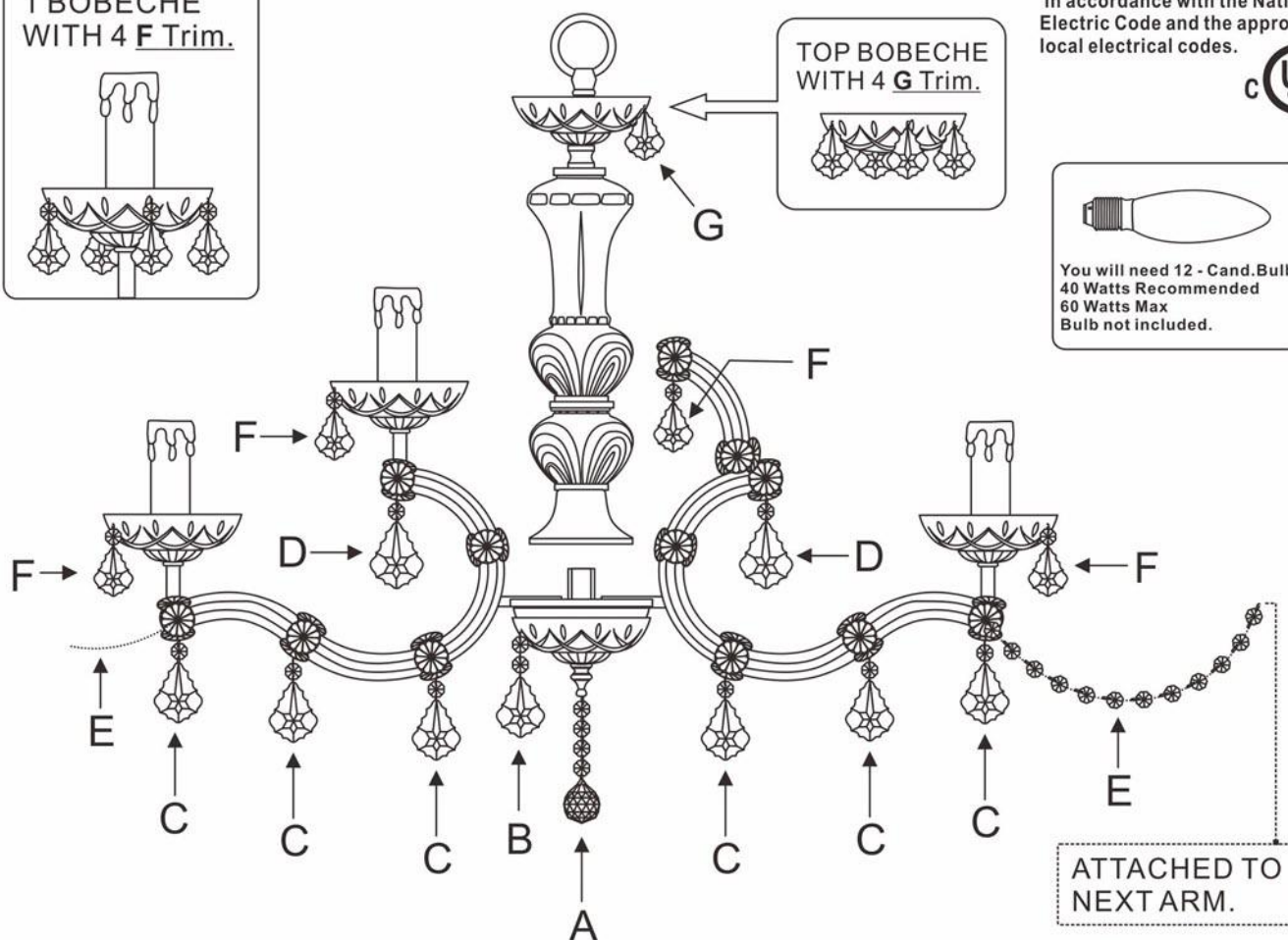



Turn Power Off

All electrical components must be installed by a licensed electrician in accordance with the National Electric Code and the appropriate local electrical codes.




You will need 12 - Cand. Bulb
40 Watts Recommended
60 Watts Max
Bulb not included.



A=  (1 40mm Ball + 4 Jewels) x 1pc


B=  (20/64-2.5" + 2 Jewels) x 4sets

C=  (20/64-2.5") x 24sets

D=  (20/78-3") x 8sets

E=  (14mm Jewels x 14pcs) x 8sets

F=  (20/50-2") x 52sets

G=  (20/50-2" No Jewel) x 4sets

