
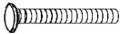

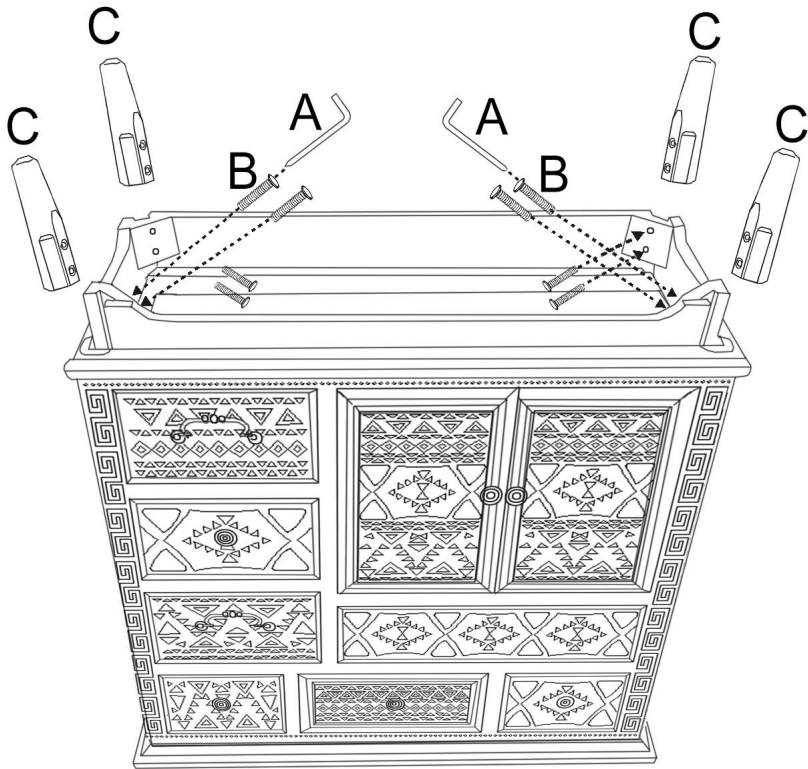


# ASSEMBLY INSTRUCTIONS

## PARTS REQUIRED

A		1PC	B		8PC	C		4PC
---	---	-----	---	---	-----	---	---	-----




## ASSEMBLY INSTRUCTIONS

### DESCRIPTION:

### WOOD CABINET WITH DRAWERS, 2 DOORS

Please keep for future reference



No. people	Assembly Time
	5 minutes (approx.)

" SHOULD IT BE NECESSARY TO RETURN THIS PRODUCT FOR ANY REASON,  
IT MUST BE RETURNED IN ITS ORIGINAL PACKAGING"

### Important: Read carefully

- ➔ Please check you have **all** parts listed on your assembly sheet. In the **unlikely** event that any parts are missing, please contact your retailer immediately.
- ➔ Do not use any other tools than those listed on your assembly sheet / tools provided.  
Use of power tools could damage your product and returns would not be accepted back in these circumstances.  
Use of power tools could also make your product unsafe due to overtightening.
- ➔ Depending on the amount of use your product receives, it may be necessary to tighten the fixings from time to time.
- ➔ Assemble your product on a soft surface to avoid scratching and also preferably in the room intended for use to avoid having to move the product unnecessarily once assembled.
- ➔ For cleaning please use a clean damp cloth or duster. Use of abrasive or chemical cleaners will most likely scratch or damage the surface of your product. We do not accept returns for damages arising from incorrect care of products.
- ➔ Please keep the original packing until your item is fully assembled and in place. In the unlikely event you need to return your product. It must be returned back in its original packing to avoid any damage.
- ➔ The surface of this item is not heat resistant. Please use a mat under hot, cold or wet items to prevent marking.
- ➔ Tighten the screws 70% first and then tighten 100% after all parts/panels are fully