

ACCENT TABLE SET

ASSEMBLY INSTRUCTIONS

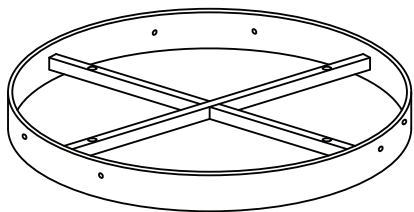


WARNING

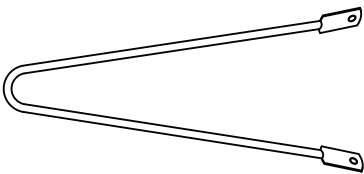
1. Do not use this product unless all screws and bolts are securely tightened.
2. Check that all screws and bolts are tight every three months or as needed.
3. Dispose of packing material properly. Do not use plastic cover as head covering. It may cause suffocation.
4. Do not use this product as a stepladder.
5. Use this product for its intended purpose only.
6. **Intended for residential use only.**

LIMITED WARRANTY


PARTS LIST



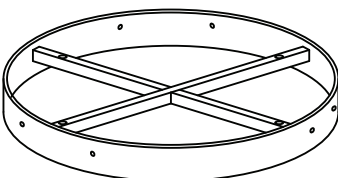
(A) Large Frame (1 PC)



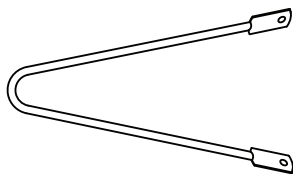
(B) Large Leg (3 PCS)




(C) Large Top (1 PC)



(D) Small Frame (1 PC)



(E) Small Leg (3 PS)



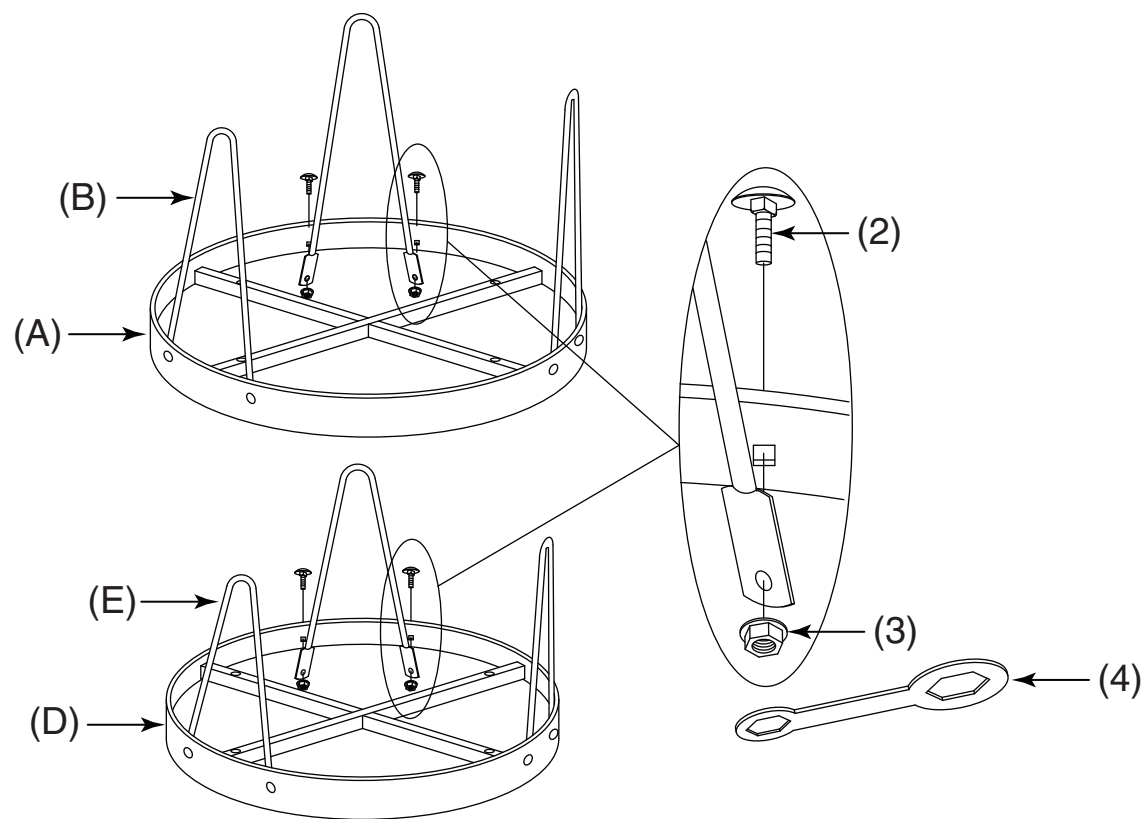
(F) Small Top (1 PC)

HARDWARE LIST

NO	DRAWING	DESCRIPTION	SIZE	QUANTITY
1		Screw		8 PCS
2		Bolt		12 PCS
3		Nut		12 PCS
4		Wrench		1 PC

Phillips screwdriver also needed for assembly (not provided)

STEP 1



STEP 2

