


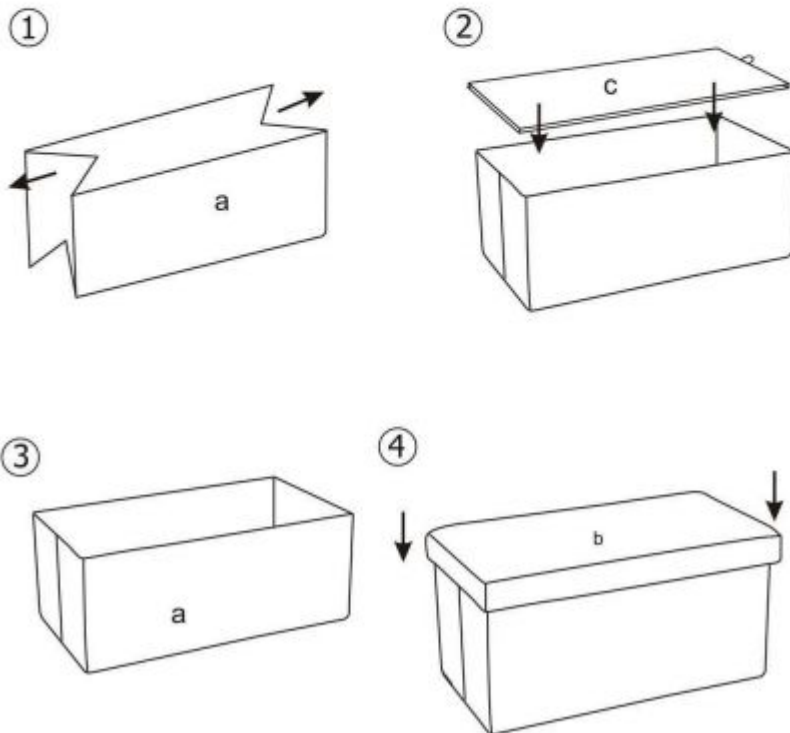


Foldable Ottoman

Assembly Instructions – Please keep for future reference

ASSEMBLY INSTRUCTION

| | | | | | | | | | |
|---|-----------------------------------------------------------------------------------|-----|---|-----------------------------------------------------------------------------------|-----|--|--|--|--|
| a |  | 1pc | c |  | 1pc | | | | |
| b |  | 1pc | | | | | | | |



| Dimensions | No. people | Assembly Time | OW # |
|------------------------------------------------|------------|---------------|------|
| Width: 38 cm Depth: 100 cm Height: 38 cm | | | |

Important

- PLEASE READ THESE INSTRUCTIONS FULLY BEFORE STARTING ASSEMBLY
- PLEASE DO NOT THROW THE PACKAGING AWAY UNTIL YOU ARE SATISFIED WITH PURCHASE, GOODS NEED TO BE RETURNED IN ORIGINAL PACKAGING.

Function and Care Advice

Important

- PLEASE READ THESE INSTRUCTIONS FULLY BEFORE STARTING ASSEMBLY
- PLEASE DO NOT THROW THE PACKAGING AWAY UNTIL YOU ARE SATISFIED WITH PURCHASE, GOODS NEED TO BE RETURNED IN ORIGINAL PACKAGING.

Product to be assembled / self-assembly. Position in a stable way on a flat ground.

Useful for storage and sitting, folds flat when not in use.

Easy to set up.

Care

- Spot clean with a damp cloth do not use bleach or abrasive cleaners.