



A x 1



B x 2



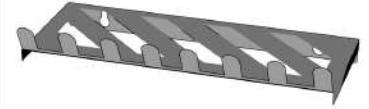
C x 1



D x 1



E x 1




F x 1



G x 2



H x 2



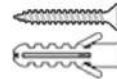
I x 6

Usage Instructions for Adhesive Hooks

1. Suitable for smooth surfaces such as marble, tiles, wood, stainless steel, plastic, and glass.
2. Ensure the wall is flat. After peeling off the protective film and sticking it to the wall, let it sit for 24 hours without disturbance.

Usage Instructions for Screws

For use on walls with rough surfaces such as fabric, cement, and plaster.



J x 6



K x 12



L x 8

Installation Steps

