

Smart Dressing Table



Dear Customer

First of all, we would like to express our sincere gratitude for purchasing our vanity table. Your support is the driving force behind our ability to provide high-quality products and excellent service.

If you happen to receive the product and find that the vanity table or its accessories are damaged or missing, please contact us through the provided email on our platform. Our customer support team will be ready to assist you and provide solutions within 24 hours.

Once again, thank you for choosing our product. We wish you have a nice time. If you have any suggestions for our products or services, please feel free to let us know, your input is highly valued.

Sincerely

Before the Installation

1. Do not throw away packing materials until assembly is complete for small parts may come loose inside the carton during shipment. If parts are missing, please contact us.
2. Assemble this item on a soft surface, such as carpet to protect the finish.


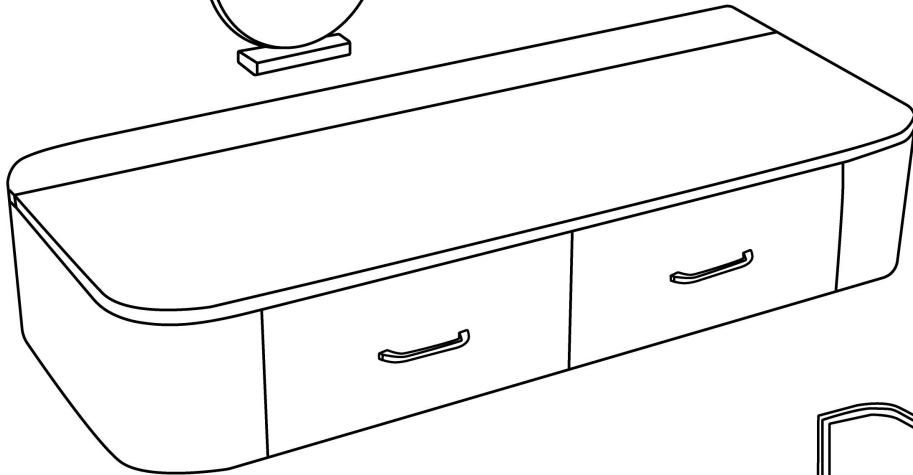

Care and Cleaning

1. To protect the finish, avoid use chemicals and household cleaners.
2. All hot serving dishes should be placed on a pad.
3. Any liquid spilled onto the top should be cleaned up immediately with a damp cloth.

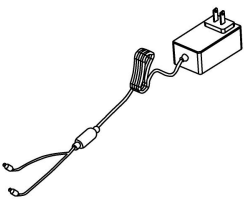
INSTALLATION MANUAL Tools You Will Need



Screwdriver

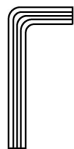


A



x1

B



x1

C



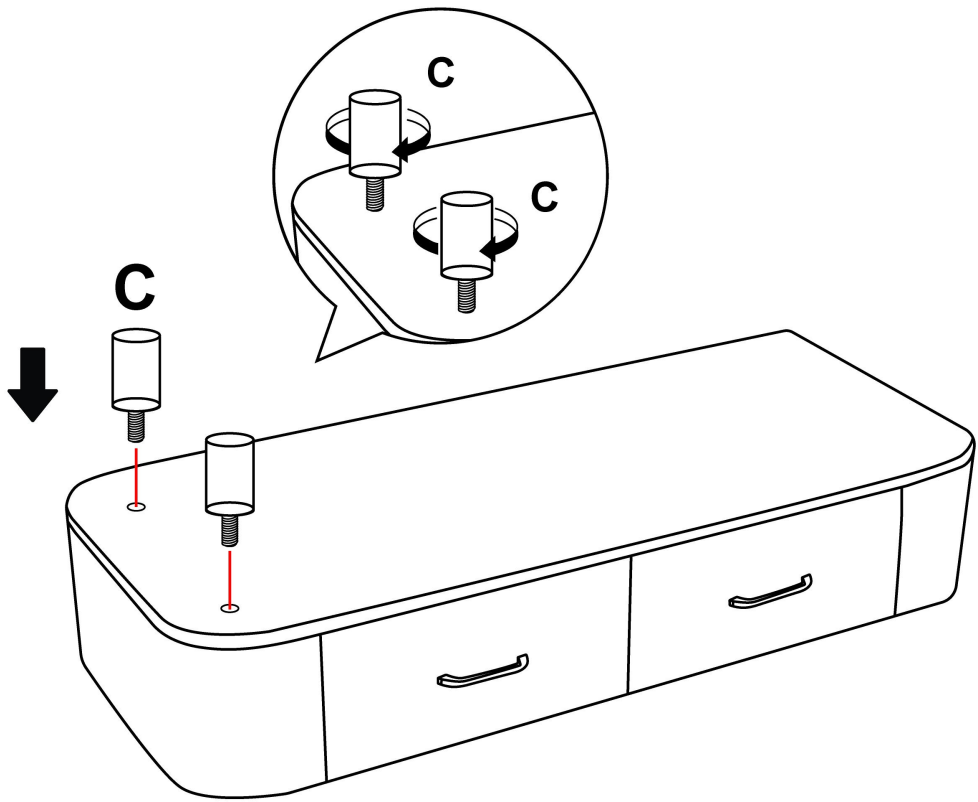
x2

D

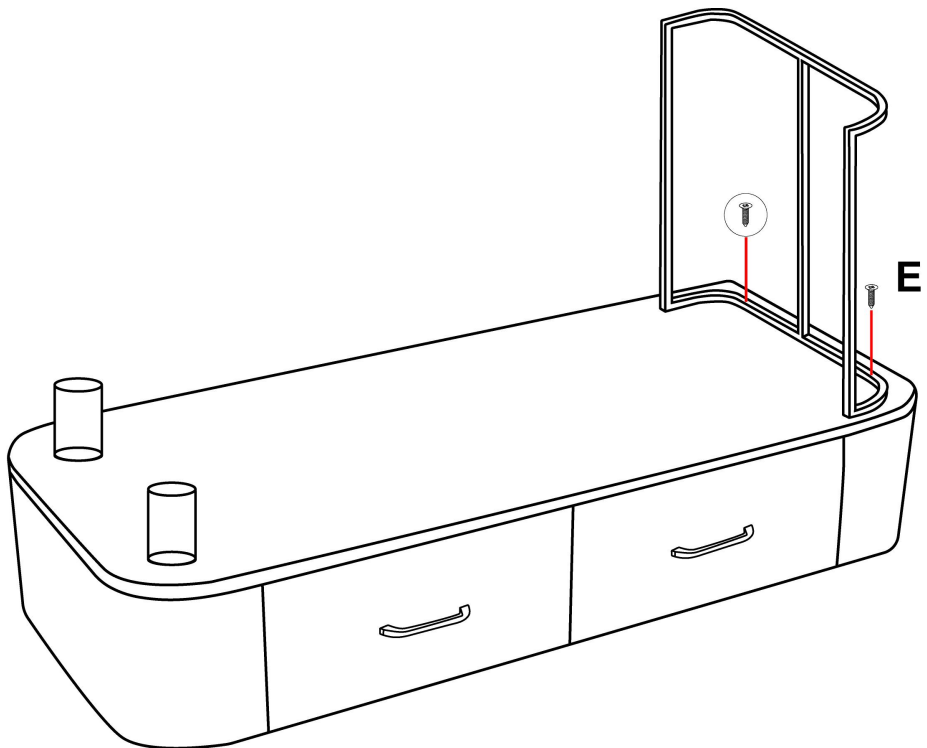


x4-5


1




2



3



4



5

