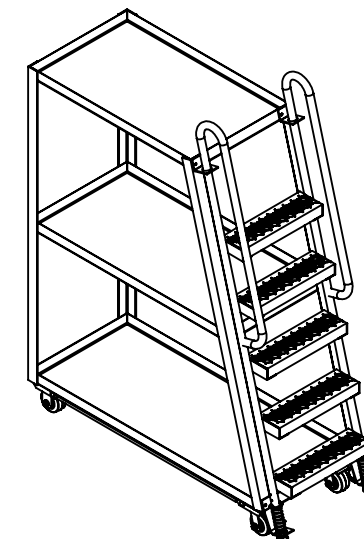
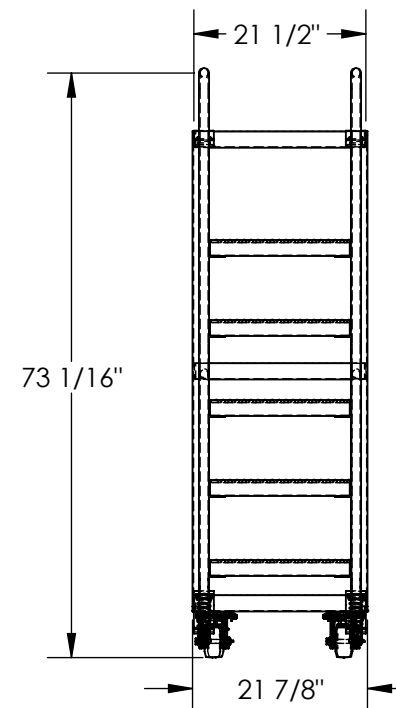
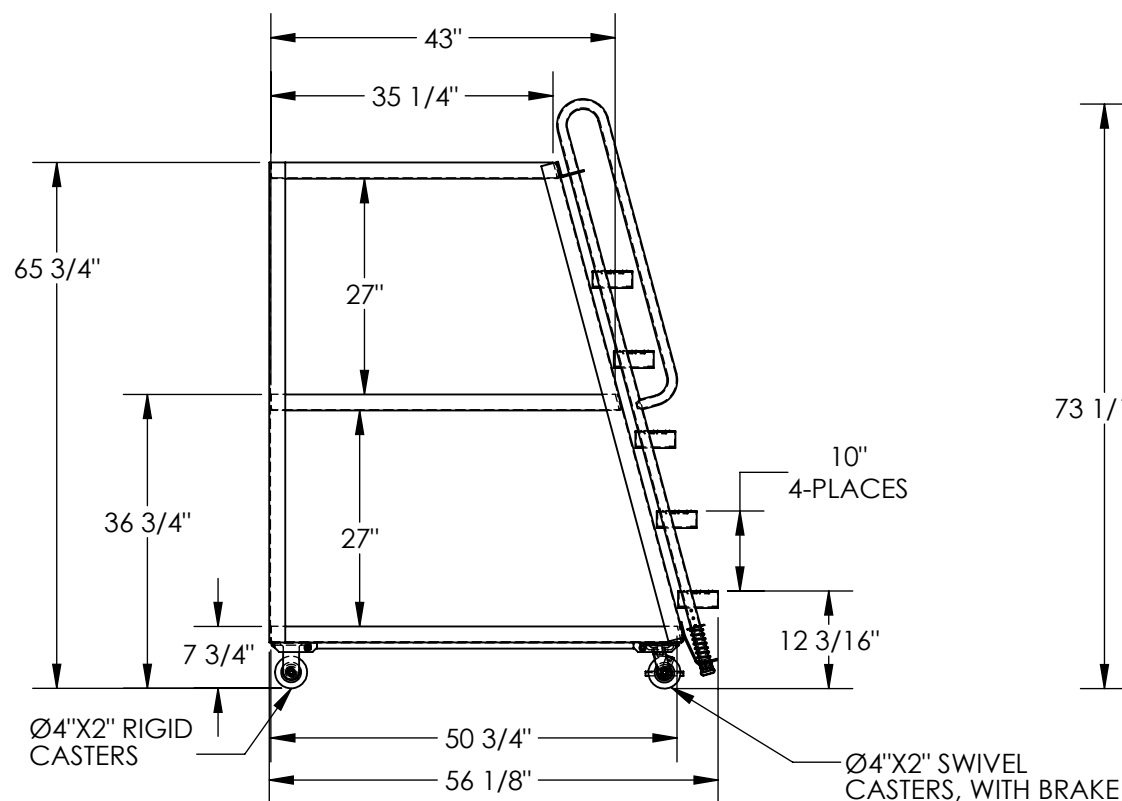


# HI-FRAME STOCKPICKER TRUCK - SPS-HF-2252

APPROX WEIGHT: 200.39 lbs.  
DOES NOT INCLUDE WEIGHT OF POWER OR PACKAGING!!!

\*\*\* ANY ADDITIONS, DELETIONS, OR OMISSIONS MUST BE CORRECTED ON THIS DRAWING AS THIS DRAWING WILL BE CONSIDERED ALL INCLUSIVE \*\*\*

ALL GRAPHICS PROVIDED ARE FOR REFERENCE ONLY. IF CERTAIN DIMENSIONS ARE CRITICAL PLEASE VERIFY THOSE DIMENSIONS WITH YOUR SALESPERSON



## STANDARD FEATURES

MODEL NUMBER IS SPS-HF-2252  
MAX CAPACITY PER SHELF IS 500 LBS.  
MAX CAPACITY TOTAL IS 1,000 LBS.  
OVERALL WIDTH IS 21 7/8"  
USABLE WIDTH IS 21 1/2"  
OVERALL LENGTH IS 56 1/8"  
OVERALL HEIGHT IS 73 1/16"  
TOP SHELF SIZE (USABLE) IS 21 1/2" X 35 1/4"  
MIDDLE SHELF SIZE (USABLE) IS 21 1/2" X 43"  
BOTTOM SHELF SIZE (USABLE) IS 21 1/2" X 50 3/4"  
SHELF CLEARANCE IS 27"  
(2) 4"X2" MOLD-ON RUBBER RIGID CASTER  
(2) 4"X2" MOLD ON RUBBER SWIVEL  
CASTER WITH BRAKE

## SPECIAL FEATURES NONE

DIMENSION TOLERANCE  $\pm 1/4"$

APPROVAL

I, THE UNDERSIGNED, AGREE THAT THE PRODUCT AS REPRESENTED SATISFIES DESIGN AND DIMENSION REQUIREMENTS. I ALSO ACKNOWLEDGE MY DUTY TO CONFIRM PRODUCT AND INSTALLATION COMPLIANCE WITH ALL APPLICABLE FEDERAL, STATE AND LOCAL REGULATIONS AND STANDARDS.

**ANY MODIFIED UNITS ARE NON-RETURNABLE**

[ ] As drawn [ ] As marked

Signed: \_\_\_\_\_ Date: \_\_\_\_\_

Printed Name: \_\_\_\_\_

LEAD TIME WILL START UPON RECEIPT OF SIGNED APPROVAL DRAWING

FOR INTERNAL USE ONLY  
PROJECT SIGN OFF

SALES	
ENG.	
FAB.	
POWER	

DISTRIBUTOR'S NAME:

VESTIL MANUFACTURING

DRAWN BY: CJC

DATE: 10/5/2015

REFERENCE: X

SCALE: 1:24

QUOTED LEAD TIME: X

QUOTE #  
X

P.O.# X

W.O.# X

SALES: X

FILE NAME:

32-007-024