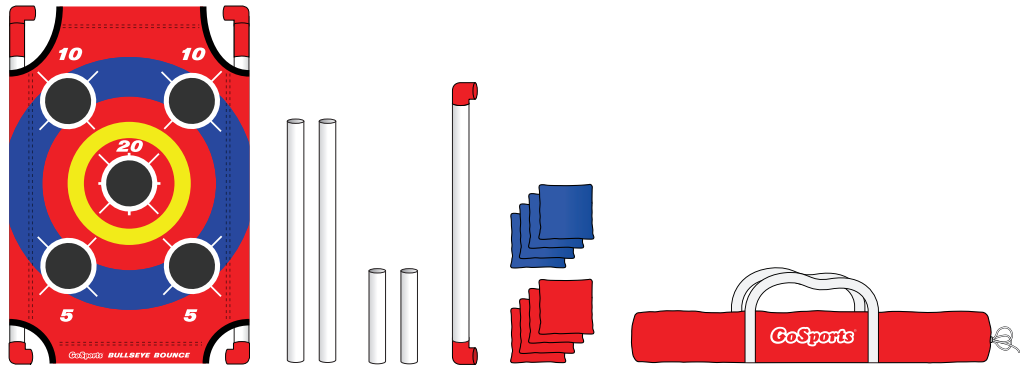


## Bullseye Bounce

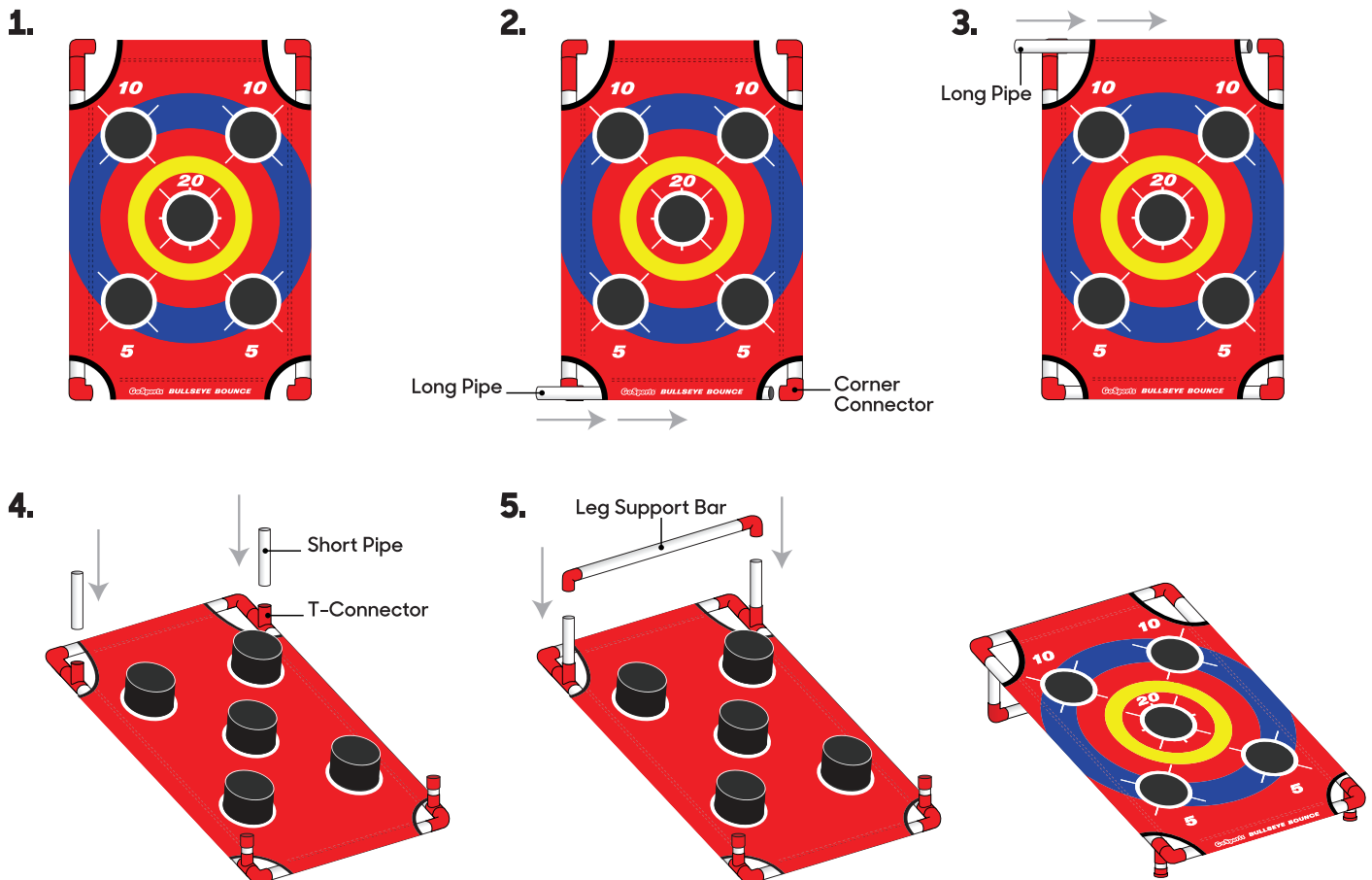
### Set Includes:

- (1) Score Zone
- (2) Long Pipes
- (2) Short Pipes
- (1) Leg Support Bar
- (4) Red Bean Bags
- (4) Blue Bean Bags
- (1) Carry Case




### Assembly Instructions:

- 1:** Begin by rolling out the pre-assembled Score Zone with the score markings face-up.
- 2:** Feed one Long Pipe through the bottom sleeve and insert into both Corner Connectors.
- 3:** Feed the second Long Pipe through the top sleeve and insert into both Corner Connectors.
- 4:** Flip the Score Zone over and insert the two Short Pipes into the two red T-Connectors.
- 5:** Attach the Leg Support Bar to the two Short Pipes, securing the Bullseye Bounce Target.



## Game Setup:

Once your Bullseye Bounce Target is assembled, find a flat open area and place the target 14 ft away from the throwing line. The throwing distance to the target can be adjusted closer or farther depending on the age and ability of the players. Games are played with 2 or 4 players with teams divided into red and blue. In a 2-player game, players each get 4 bags of their team's color. In a 4-player game, teammates each get 2 bags of their team's color.



## Standard Bullseye Bounce Rules:

**Objective:** Players compete to be the first team to reach or go over 150 points.

### Playing the Game:

- The team with the youngest player starts first.
- Players from each team will then take turns alternating throws at the target.
- When all 8 bean bags have been tossed at the target, players add up their score (see scoring below). The team with the most points in that single round, will throw first the next round.

### Scoring

- The score zone has 5 scoring holes marked with varying points: 5 points, 10 points and 20 points.
- If a bag has not landed in any scoring hole, it is worth 0 points.
- Each team's points cancel each other out so that only one team can score per round. For example if your team scored 30 points and your opponent's team scored 10 points, you would add 20 points to your overall score.
- The game is won when the first team reaches or goes over 150 points.

## Other Fun Games:

### Exact Experts

This game is played just like regular Bullseye Bounce; however, for an added challenge, players must strategically compete against one another to see who can first reach 75 points exactly. If a team goes over 75 points their score immediately drops to 20 points and play continues. **The game ends when one team reaches exactly 75 points.**

### Poison Hole

This game is played just like regular Bullseye Bounce; however, for an added challenge, players choose a "poison hole" which results in negative points if a bean bag lands in it. For example, if the 20 point hole is chosen as the poison hole and a team lands a bean bag in that hole, their team loses 20 points. **The game ends when one team reaches or goes over 150 points.**

### Custom Games

Get creative and make up your own fun rules!

### Game Care

- Avoid leaving the assembled target out in the elements for extended periods. Excessive sun and/or water exposure will decrease the product's lifespan.
- The Bullseye Bounce target is designed with lightweight materials to be extremely portable, so avoid standing or walking on the target as this will most likely tear the fabric or break the PVC.

### Bean Bag Care

- If the bean bags get dirty from playing outdoors they can be hand washed with soap and hot water, but be sure to let them air dry afterwards.

## Customer Service:

If you have any questions or concerns regarding your GoSports® Bullseye Bounce, please reach out to us at [info@pandpimports.com](mailto:info@pandpimports.com) and we will get back to you right away. We stand behind our products 100% and want to make sure you get the full enjoyment that you paid for.