









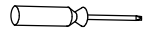


# ASSEMBLY INSTRUCTIONS

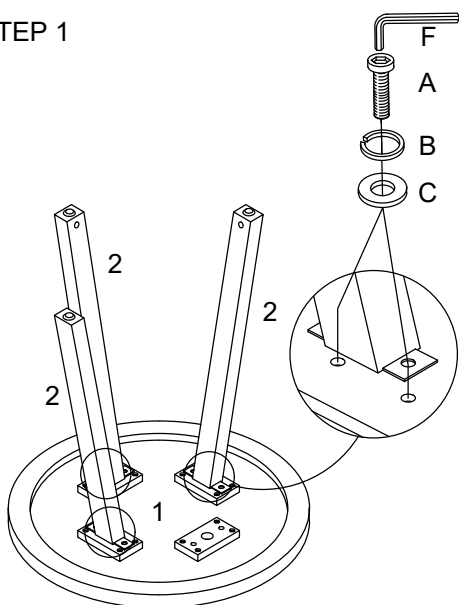
ITEM NO : OE0165 END TABLE

1/1

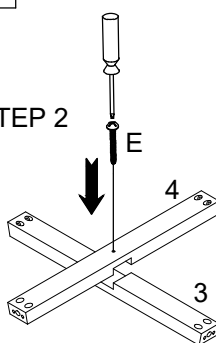
PART LIST			
NO	PART		Q'TY
A		Ø1/4"x15mm	8
B		Ø1/4"x11mm	8
C		Ø1/4"x16mm	8
D		M4*38mm	8
E		M4*22mm	1
F		4mm	1

HARDWARE LIST			
NO	PART		Q'TY
1		End table top	1
2		End table legs	4
3		Top stretcher	1
4		Bottom stretcher	1
TOOLS REQUIRED ( NOT PROVIDED)			
		Phillips Screw Driver	

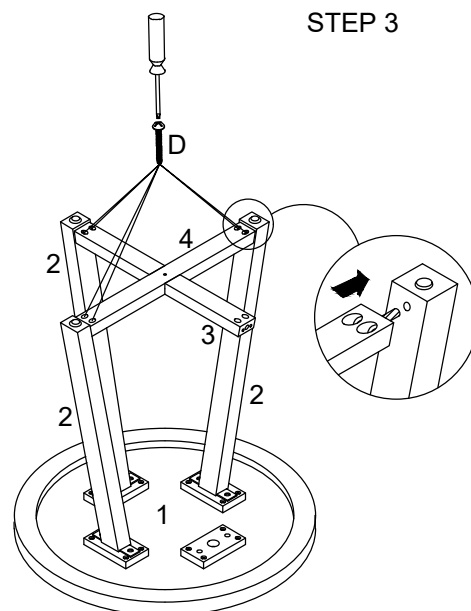
STEP 1



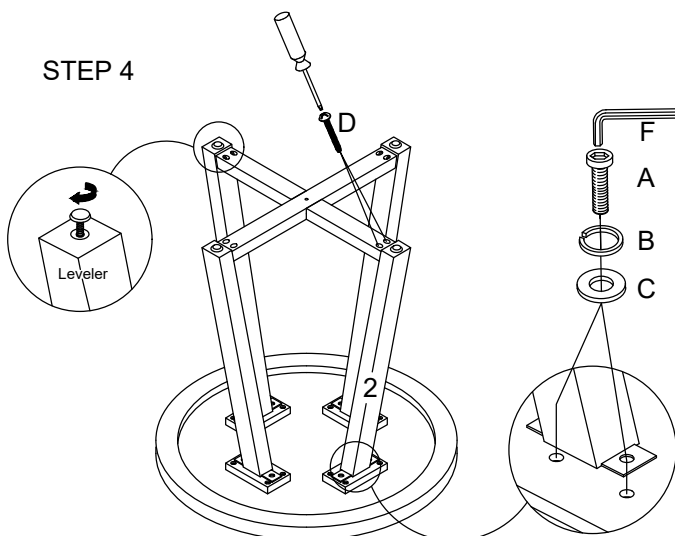
STEP 2




STEP 3



STEP 4



Completed



Do not tighten screws until completely assembled.