


ELICA PRO SERIES
LEONE ISLAND



ELICA'S EXCLUSIVE
PLUS FEATURES



HUSH
SYSTEM



LED
REFACCIONABLE



SEAMLESS
LOOK



GREASE
COLLECTORS



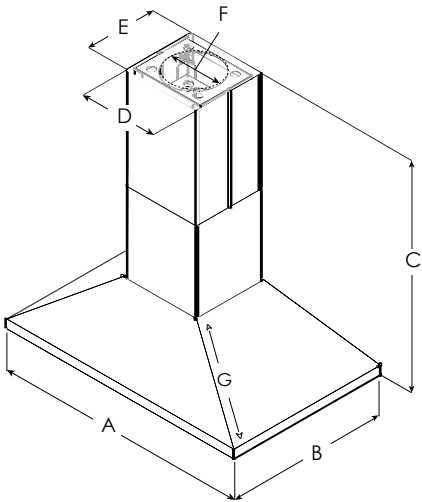
PROFESSIONAL
PERFORMANCE



HEAT GUARD

Designed to be suspended above a kitchen island, Leone's crisp lines, beveled rim and gleaming stainless steel deliver professional cooking with a sense of style. Give your kitchen a splash of Italian design with a chimney style island hood that has the extra depth and power required to support professional ranges and cooktops.

Available in 36" and 42" widths, Leone Island comes equipped with an extra powerful 1200 CFM internal blower and backlit hidden metallic in/out knobs, which operate the 4 speed blower and LED lighting.



≥ 24"



≥ 36"

MOUNTING
HEIGHT
RANGE



7'9"-9'10"



8'3"-9'10"

CEILING
HEIGHT
RANGE

	ELI136S1 ELI136S2	ELI142S1 ELI142S2
A	36" (91.4 cm)	42" (106.7 cm)
B	27" (68.6 cm)	
C	Max: 46 1/8" (118.3 cm) Min: 37 1/2" (95.3 cm)	
D	13 1/4" (33.2 cm)	
E	12" (30.5 cm)	
F	8" (20.3 cm)	
G	12 3/16" (32.3 cm)	







ELICA PRO SERIES LEONE ISLAND



SPECIFICATIONS

	36" Unit	42" Unit
Model:	ELI136S1 ELI136S2	ELI142S1 ELI142S2
Dimensions:	36"W x 27"D x 12 3/4"H	42"W x 27"D x 12 3/4 "H
Blower Type(internal):	1200 CFM(4-speed)	1200 CFM(4-speed)
Blower Performance:		
Speed 1	375 CFM	
Speed 2	640 CFM	
Speed 3	940 CFM	
Speed 4	1200 CFM	
Noise (sones):	Min:3.21, Max:7.7	
Working Speed		
Finish:	Stainless Steel	
Controls:	Fully retractable rotating knobs with blue backlighting	
Illumination:	4 LED, 7.5 Watts LED light	
(replaceable lamps 1 intensity)		
Filter Type:	Dishwasher-Safe, Professional Stainless Steel	
Angled Baffle Filters:	2	
Duct Transition:	8" Round with BackDraft Damper (top only)	
Installation Type:	Ducted Installation Only	
Electrical:	120V - 60 Hz	
KITS:		
Long Chimney	KIT0100317	KIT0100317
Extension Kit:		
CONSUMABLE PARTS:		
Replacement Grease Filter (1):	GF09EA	GF09EA
Replacement Light Bulb (1):	LMP0131098	
	*Consumable parts are sold in units of one (1). Order accordingly	
INSTALL HEIGHTS:		
Ranger Hood:	Min: 8'3", Max: 9'10"	
Ranger Hood with extension duct covers:	Min:10'1", Max:13'6"	

PLUS FEATURES

-  **HUSH SYSTEM** - An exclusive sound deadening technology that effectively reduces sound levels by over 35%
-  **LED CONSUMER REPLACEABLE BULB** - High quality LED lighting usually requires a skilled technician to replace lamps. Avoid this expense with Elica's new LED lamps that enable homeowners to replace in seconds
-  **SEAMLESS CRAFTSMANSHIP** - Heavy gauge stainless steel "Seamless" construction that delivers refined elegance.
-  **STAINLESS STEEL BAFFLE FILTERS WITH GREASE COLLECTORS** - Designed for high airflow cooking, the "S" shape design traps high volumes of grease
-  **PROFESSIONAL PERFORMANCE** - Special features and high performances for models with aspiration capacity between 600 and 1200 CFM's
-  **HEAT GUARD** - Senses extreme temperatures (>158 degrees) and automatically adjusts the blower speed to HIGH