

ASSEMBLY INSTRUCTIONS COASTER FINE FURNITURE



Fine Furniture for every stage of life

223061Q (B1-B3)
Queen Bed

ITEM: 223061Q (B1-B3)



ASSEMBLY INSTRUCTIONS

ASSEMBLY TIPS:

1. Remove hardware from box and sort by size.
2. Please check to see that all hardware and parts are present prior to start of assembly.
3. Please follow attached instructions in the same sequence as numbered to assure fast & easy assembly.



WARNING!

1. Don't attempt to repair or modify parts that are broken or defective. Please contact the store immediately.
2. This product is for home use only and not intended for commercial establishments.



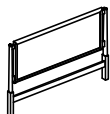
ASSEMBLY TIME

30 MINUTES

PARTS IDENTIFICATION

B1 (BOX 1)

A HEADBOARD



1PC

I WOOD CAP



2PCS

B HEADBOARD POST



2PCS

B2 (BOX 2)

C FOOTBOARD



1PC

E WOOD CAP



2PCS

D FOOTBOARD POST



2PCS

B3 (BOX 3)

F BED RAIL



2PCS

H BED SLAT SUPPORT
WITH LEVELER



4PCS

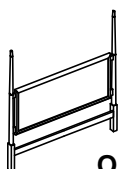
G BED SLAT



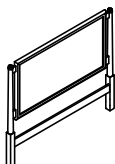
4PCS

HB

223061Q(B1)
FROM BOX 1
HEADBOARD
COMPLETE



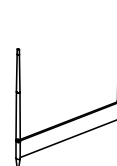
OR



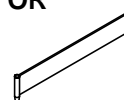
1PC

FB

223061Q(B2)
FROM BOX 2
FOOTBOARD
COMPLETE



OR



1PC

ITEM: 223061Q (B1-B3)



ASSEMBLY INSTRUCTIONS

ASSEMBLY TIPS:

1. Remove hardware from box and sort by size.
2. Please check to see that all hardware and parts are present prior to start of assembly.
3. Please follow attached instructions in the same sequence as numbered to assure fast & easy assembly.









WARNING!

1. Don't attempt to repair or modify parts that are broken or defective. Please contact the store immediately.
2. This product is for home use only and not intended for commercial establishments.

HARDWARE IDENTIFICATION

Z-B3 (BOX 3) - HARDWARE PACK IS LOCATED IN 223061Q (B3)

1	THREADED BOLT (\varnothing 5/16" x 3" - RBW)		8PCS	2	HALF ROUND NUT (\varnothing 5/16" - RBW)		8PCS
3	LOCK WASHER (\varnothing 5/16" x 3" - RBW)		8PCS	4	HEX NUT (\varnothing 5/16" x 14MM - RBW)		8PCS
5	WRENCH (14MM - RBW)		1PC	6	FLAT HEAD SCREW (\varnothing 4 x 30MM - RBW)		8PCS

NOTE:

Phillips head screw driver is required in the assembly process; however, manufacturer does not provide this item.

ITEM: **223061Q (B1-B3)**

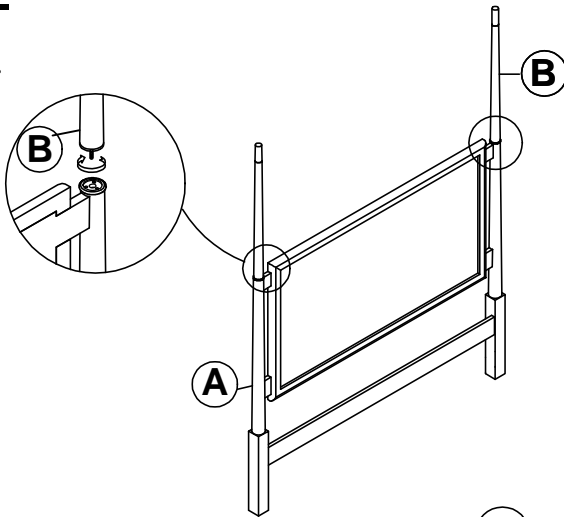


ASSEMBLY INSTRUCTIONS

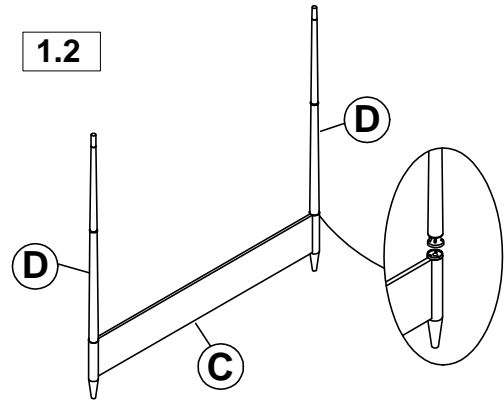
STEP 1

OPTION 1

1.1

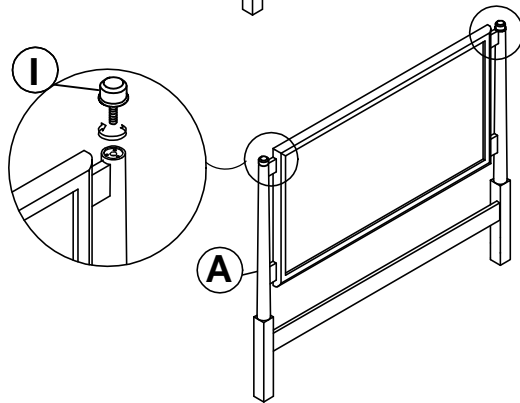


1.2

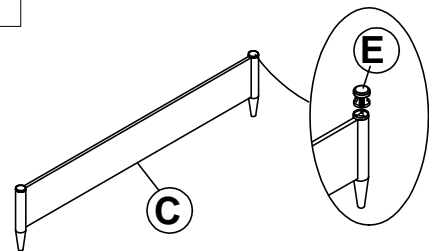


OPTION 2

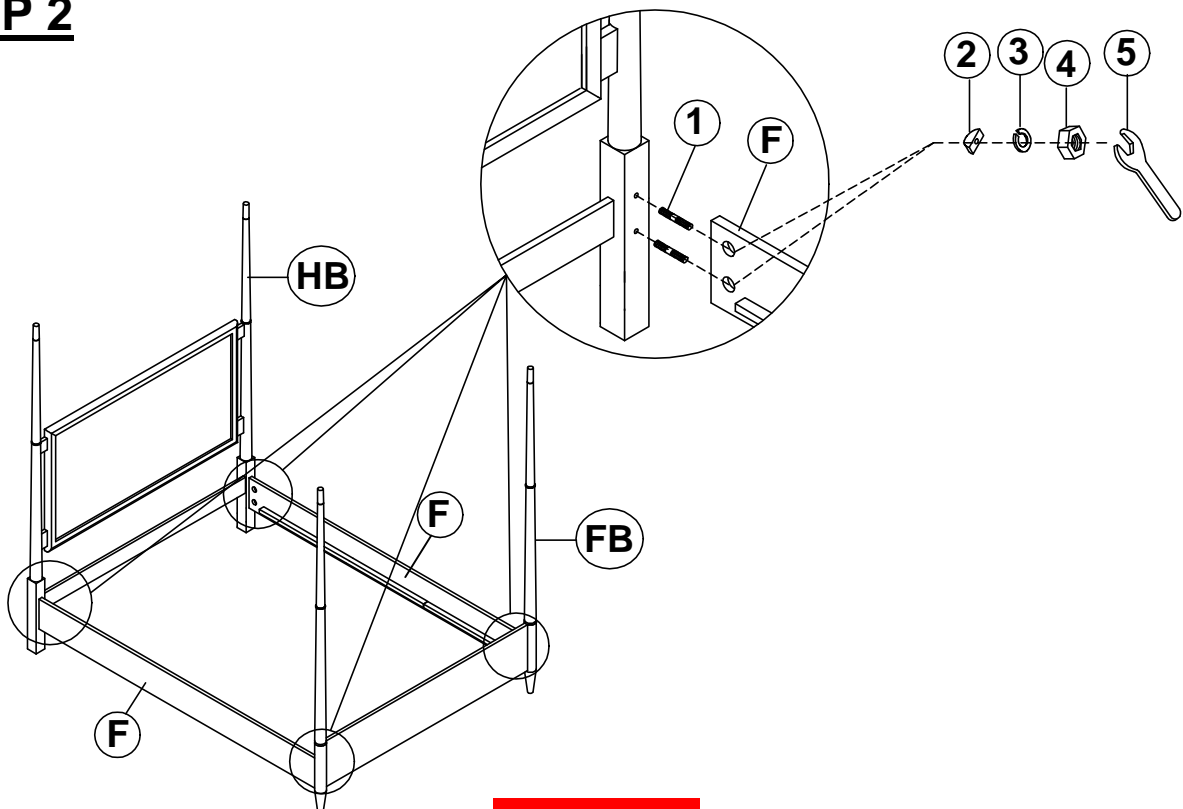
1.1



1.2



STEP 2

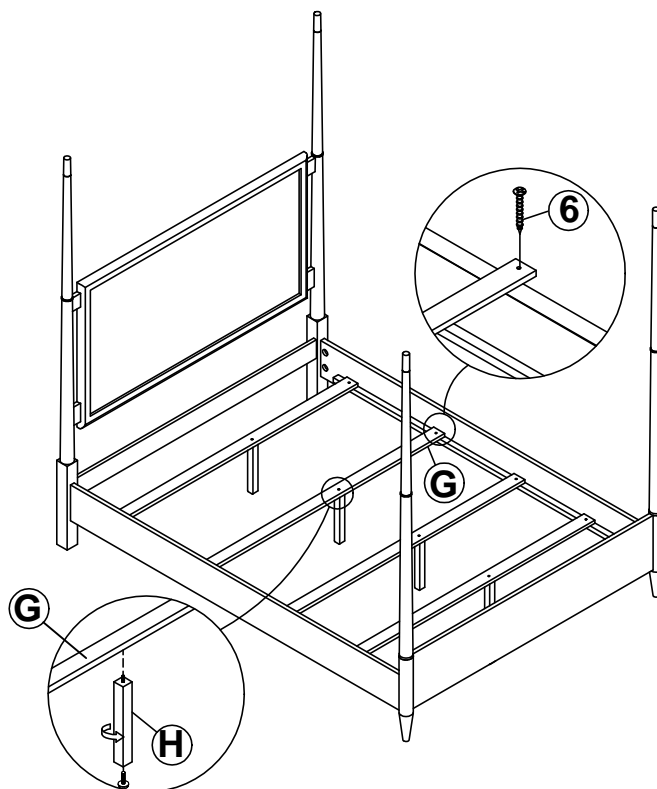


ITEM: **223061Q (B1-B3)**



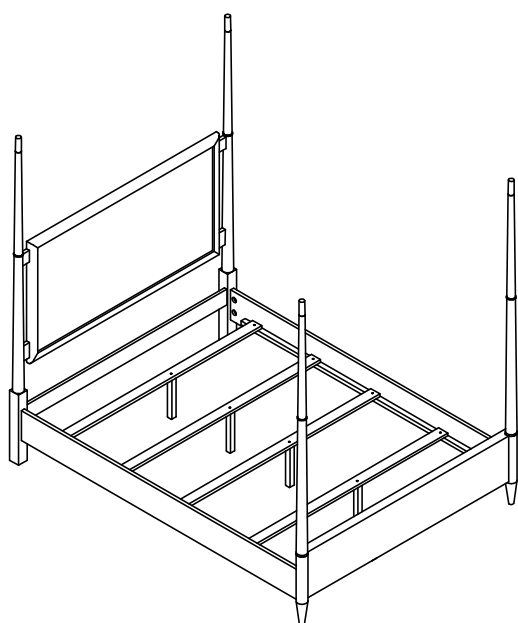
ASSEMBLY INSTRUCTIONS

STEP 3

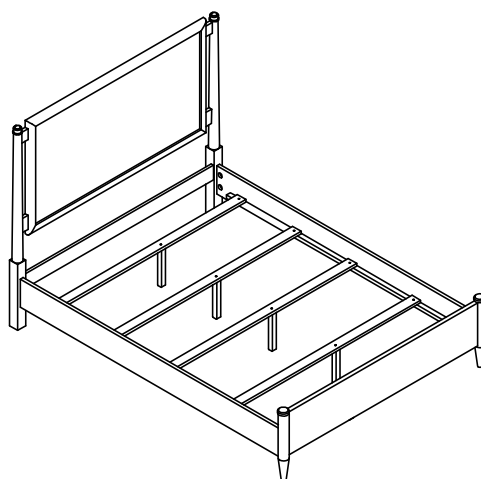


STEP 4 **COMPLETE**

OPTION 1

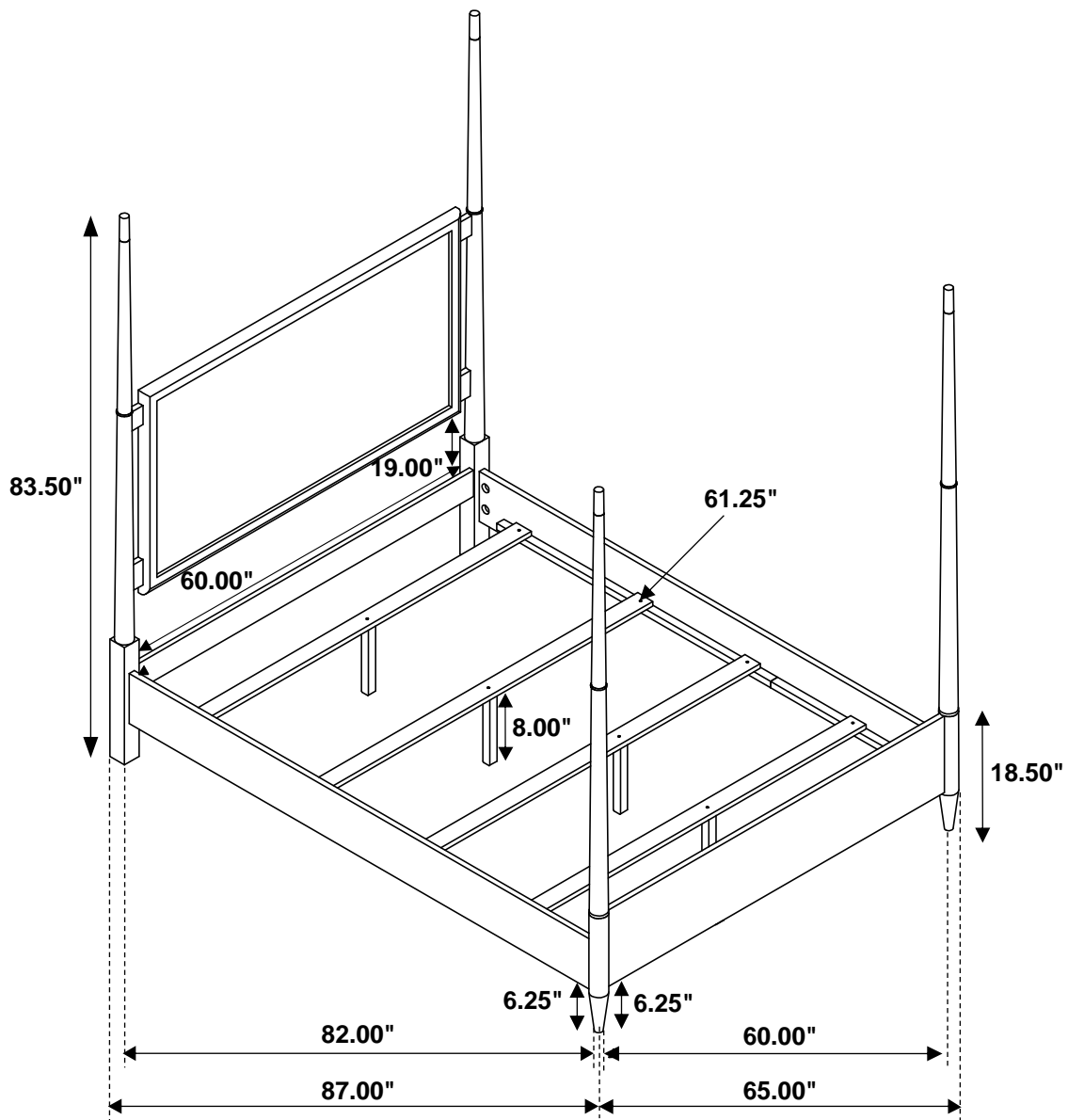


OPTION 2



ITEM: **223061Q (B1-B3)**

Inner Size : 61.50"W X 82.00"D

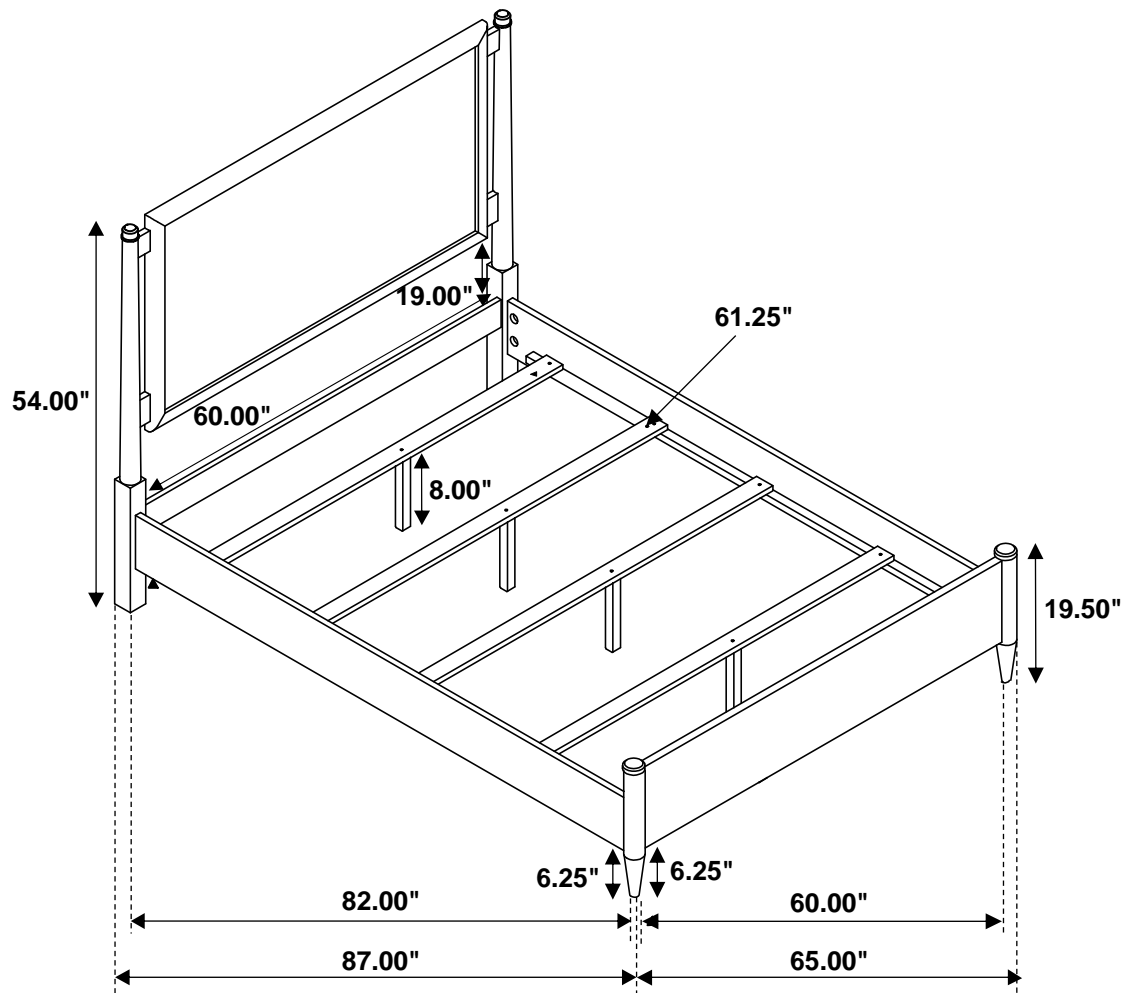


Note: Dimension tolerance $\pm 5\%$

ITEM: **223061Q (B1-B3)**



Inner Size : 61.50"W X 82.00"D



Note: Dimension tolerance $\pm 5\%$