
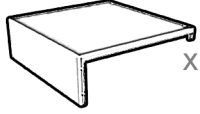

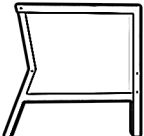






# Special instructions:

Firstly, fix the threaded rod. After all the steps are installed, tighten all the screws.

A	 x1
B	 x1
C	 x1
D	 x1
E	 x10
F	 x2 <b>M6X18</b>
G	 x8 <b>M6X40</b>
H	 x1

