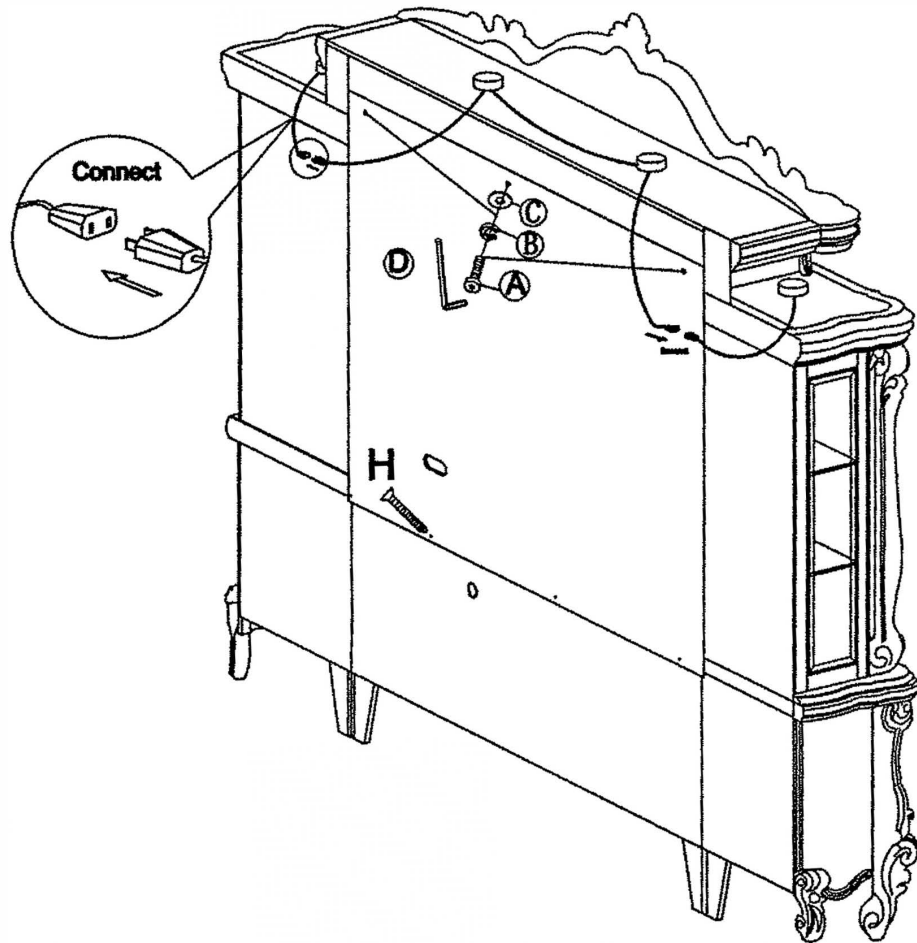
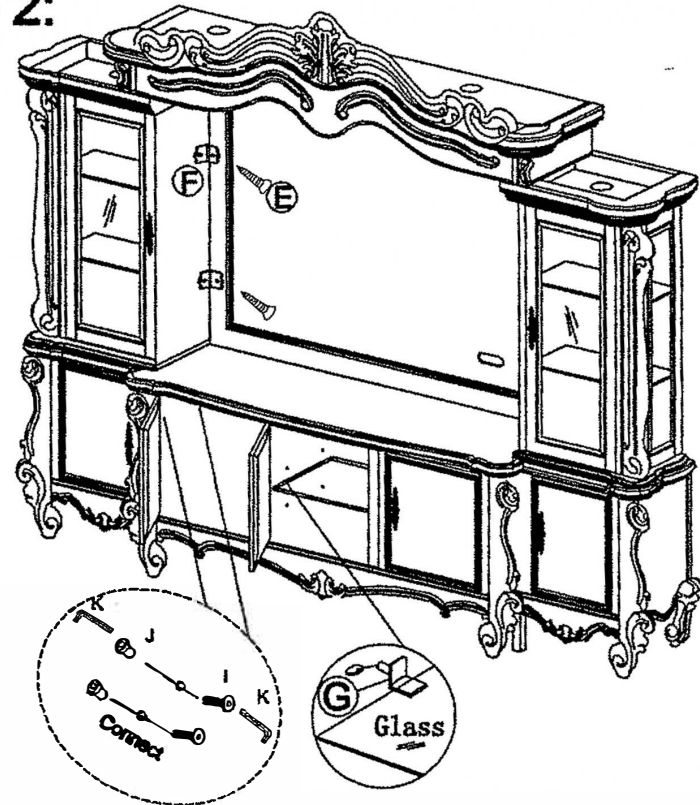


# ASSEMBLY INSTRUCTION


## Step 1:



## Step 2:



## Finish:



### Hardware List:

No.:	Description	Drawing	Size	Q'ty
A	Bolt		9/16"x1-1/4"	3
B	Lock Washer		9/16"x12mm	3
C	Flat Washer		9/16"x22mm	3
D	Allen Wrench		6mm	1
E	Wood Screw		7"x12mm	8
F	Metal Corner		18X18X16	4
G	Pin		Ø6	4
H	Wood Screw		8X1"	4
I	Connecting Bolt		Ø13X23mm	4
J	Connecting Nut		Ø13X20mm	4
K	Allen Wrench		Ø4mm	2