

## Parts and Damage Replacement Procedure

1. Please inspect your purchase immediately.
2. This procedure covers product purchased from an authorized Reseller and was received in its originally sealed carton.

**A COPY OF YOUR PURCHASE RECEIPT OR INVOICE MUST BE ATTACHED TO THIS ORDER FORM.  
NO ORDERS WILL BE PROCESSED WITHOUT PROOF OF PURCHASE.**

NAME: \_\_\_\_\_  
ADDRESS: \_\_\_\_\_ (No Post Office Boxes)  
CITY: \_\_\_\_\_ STATE: \_\_\_\_\_ ZIP: \_\_\_\_\_  
PHONE: \_\_\_\_\_ FAX: \_\_\_\_\_  
EMAIL: \_\_\_\_\_

**REASON FOR REPLACEMENT/PLEASE CHECK APPROPRIATE BOX.**




- ( ) Damaged /scratched, cracked, broken, crushed, etc.
- ( ) Mechanical malfunction/ drawer glides, swivel mechanisms, lid stays, etc.
- ( ) Missing pieces
- ( ) Unfinished surface
- ( ) Wrong color
- ( ) Other







IF MORE THAN ONE MODEL NUMBER IS LISTED ABOVE, PLEASE SPECIFY THE EXACT MODEL NUMBER OF YOUR ITEM IN THE SPACE PROVIDED BELOW.

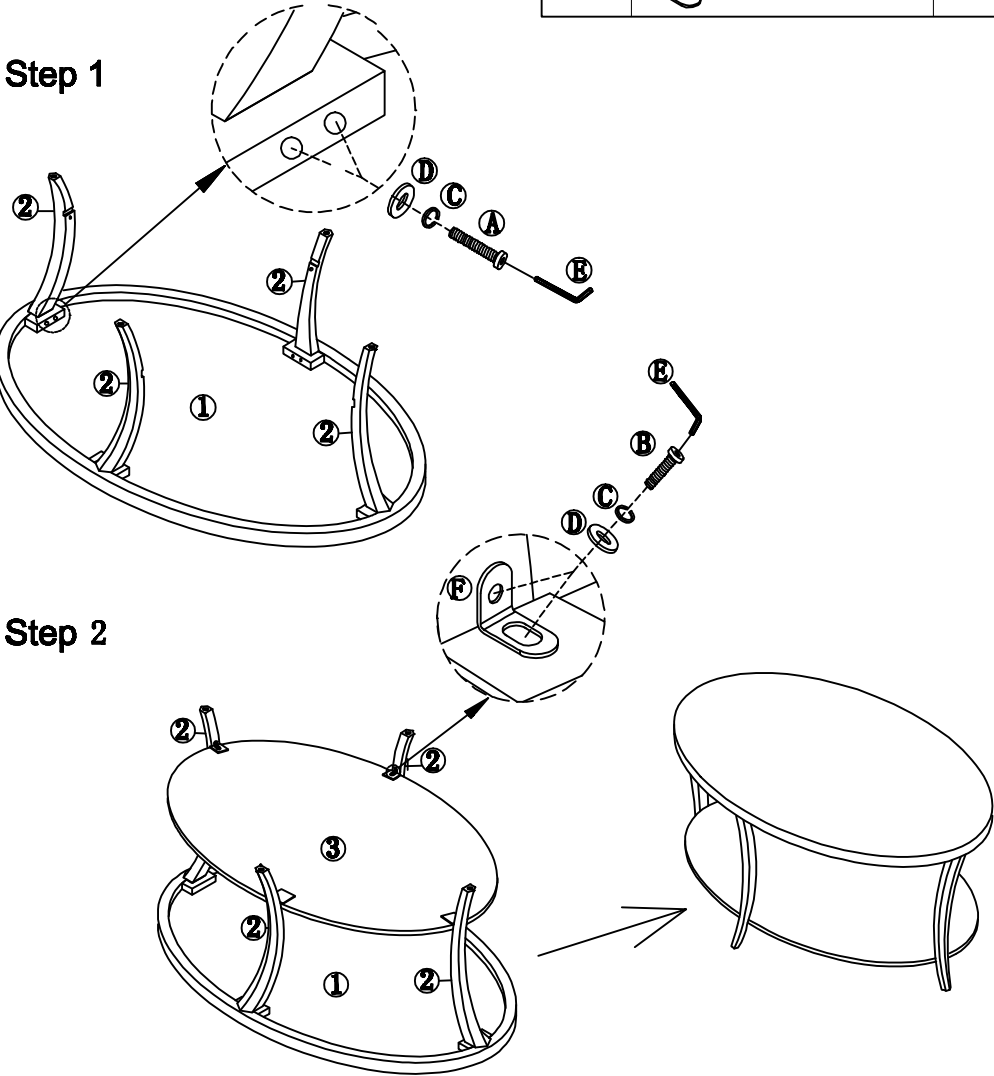
Model Number	Part Letter Code	Quantity



# ASSEMBLY INSTRUCTIONS




NO.	PART	Q' TY
1	 TOP	1PC
2	 LEG	4PCS
3	 SHELF	1PC







NO.	HARDWARE	Q' TY
A	 $\phi 1/4"$ *1-1/2"	8PCS
B	 $\phi 1/4"$ *5/8"	8PCS
C	 $\phi 1/4"$ *11mm	16PCS
D	 $\phi 1/4"$ *16mm	16PCS
E	 $\phi 1/4"$	1PC
F	 1"*1"*3/4"*2mm	4PCS



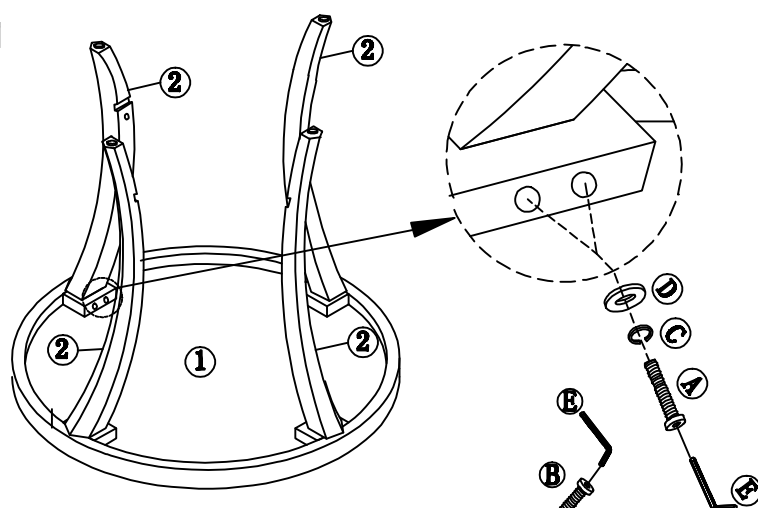


# ASSEMBLY INSTRUCTIONS

NO.	PART	Q' TY
1	 TOP	1PC
2	 LEG	4PCS
3	 SHELF	1PC

NO.	HARDWARE	Q' TY
A	 $\phi 1/4" * 1-1/2"$	8PCS
B	 $\phi 1/4" * 5/8"$	8PCS
C	 $\phi 1/4" * 11mm$	16PCS
D	 $\phi 1/4" * 16mm$	16PCS
E	 $\phi 1/4"$	1PC
F	 $1" * 1" * 3/4" * 2mm$	4PCS

Step 1



Step 2

