







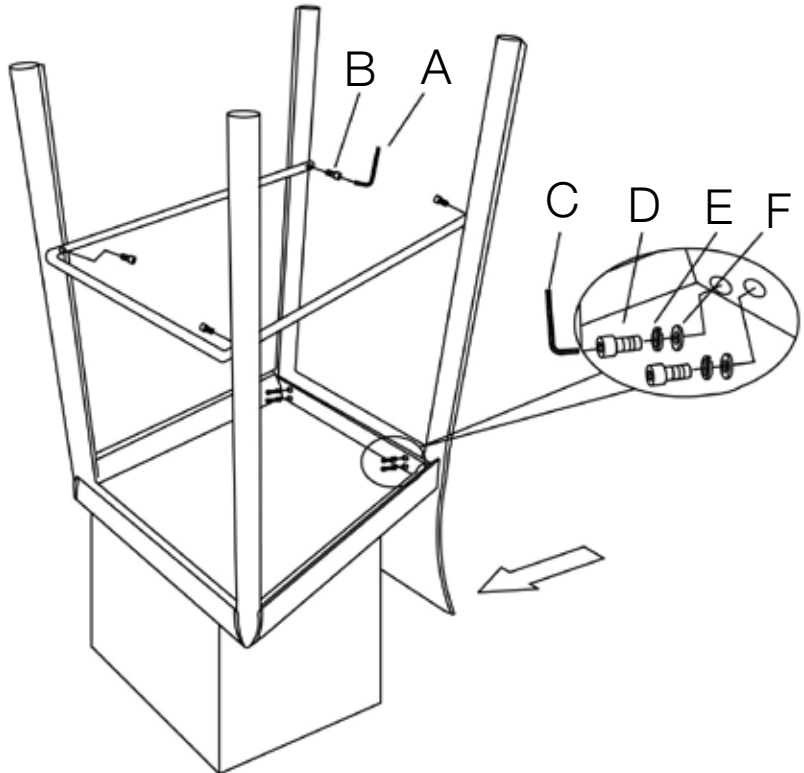
PLEASE NOTE: Check that you have received all components and hardware before assembling. If you are missing any parts

Assembly Instructions

Counter Stool



- 4mm  A (1 pc)
- M6 x 15  B (4 pcs)
- 8mm  C (1 pc)
- M10 x 25  D (4 pcs)
- Ø10  E (4 pcs)
- Ø10  F (4 pcs)



During assembly, hand tighten screws only. When all screws are in place, then tighten completely.