


ASSEMBLY INSTRUCTIONS

BROWN



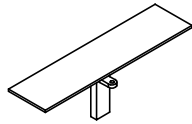
THANK YOU FOR YOUR PURCHASE !

PARTS AND HARDWARE.

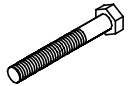
1. PARTITION PANEL X2



2. LEG X4



A. BOLT X4




B. SPRING WASHER X4



C. FLAT WASHER X4



D. WRENCH 17

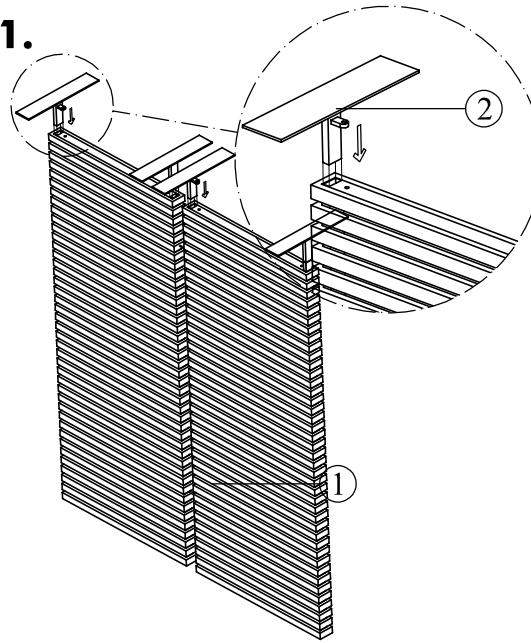


NOTES.

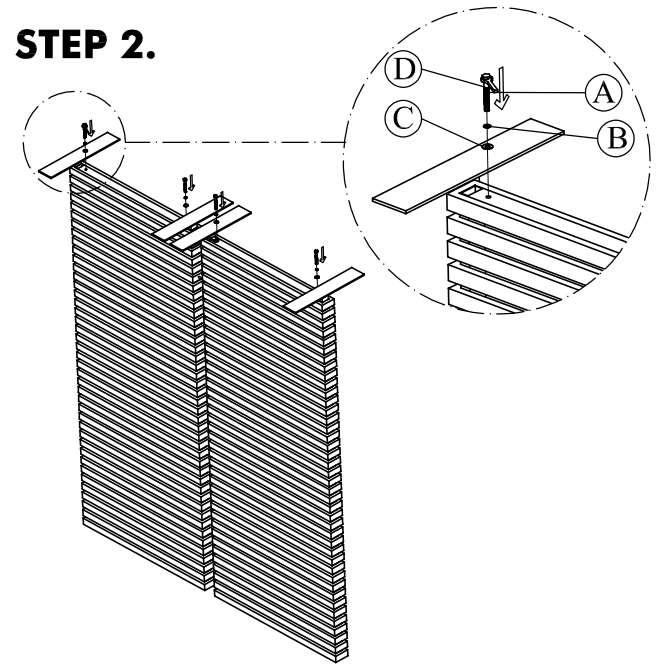
Thank you for purchasing this quality product! Be sure to check all packing material carefully for small part that may have come loose inside the carton during shipping.

CAUTION: The item is heavy, assembly should be performed by two people.

STEP 1.



STEP 2.



STEP 3.

