

Futon/Frame Set

The following parts and hardware are included with this product:




Seat/Back Rail



Seat/Back Rail



Seat/Back Rail



Seat/Back Rail



Middle Rail



Middle Rail



Middle Rail




Seat/Back Rail



Seat/Back Rail



Seat/Back Rail



Seat/Back Rail

PLEASE

NOTE:


FUTON

Full Size Futon Mattress

MATTRESS


NOT

INCLUDED




2 Midfeet

3/4x4x26-1/2"



2 Backfeet

3/4x4x28-1/2"



2 Seatfeet

3/4x4x31-1/2"



44 1-1/2" Phillips Screws



4 2-1/2" Cotter Pins



4 3/4" Washers




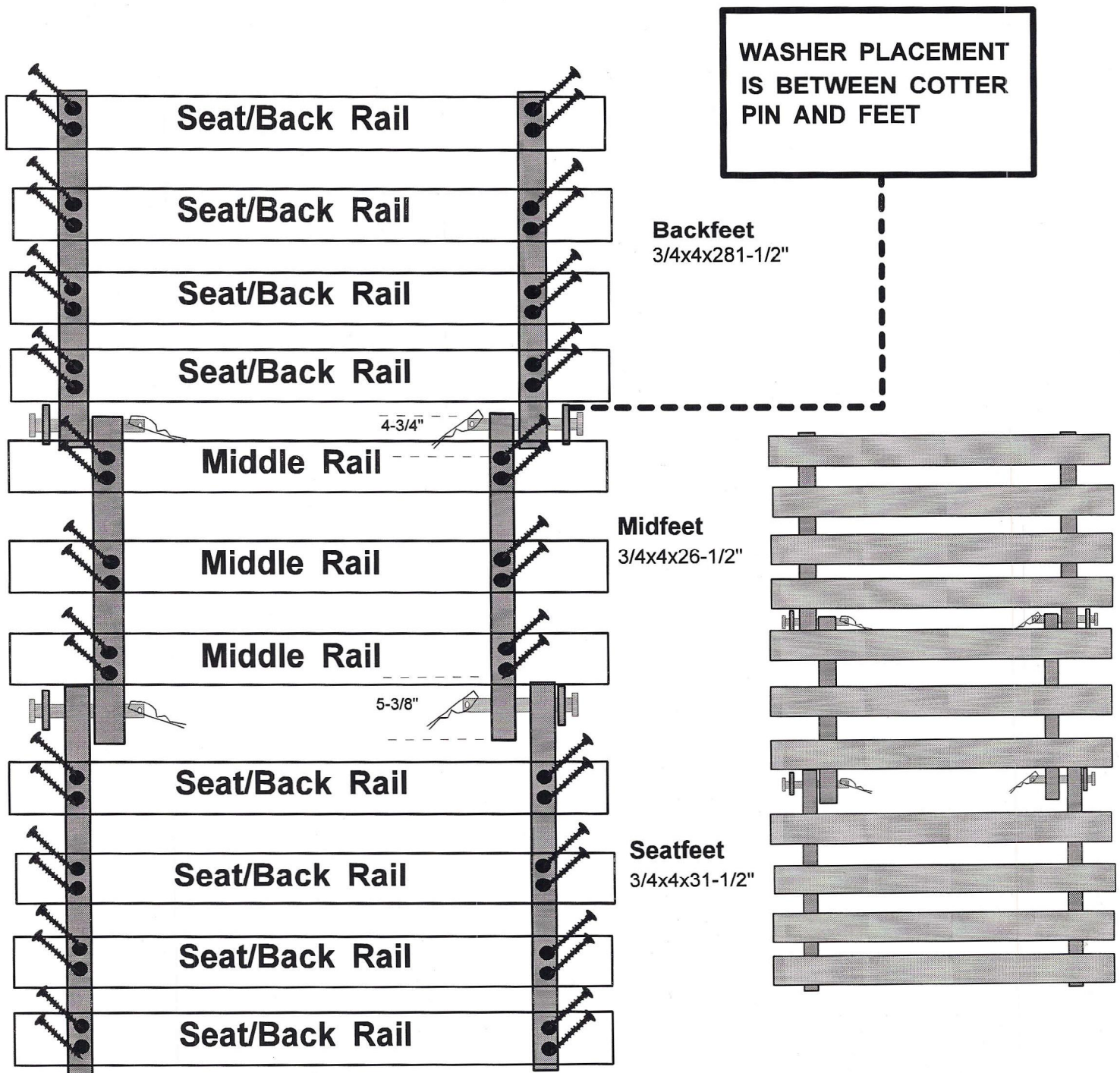
4 Hairpins

PLEASE NOTE: The futon frame is an unfinished Solid Wood product. IT WILL HAVE VARIATIONS IN COLOR AND MARKINGS. These variations are normal, expected and are not considered defects.

This product is suitable for finishing. If you decide to apply a finish, we recommend assembling the frame first. Prepare the product with a little light sanding and make sure the surfaces are as smooth and clean as possible before applying any finish. There are many finishes to choose from, and always remember to carefully follow the manufacturer's directions.

Assemble frame using 1-1/2" screws to attach rails to feet. Tighten all screws so that they are flush with the rails.

The back section is attached to the middle section, and the seat section is attached to the middle section using cotter pins, washers, and hairpins as shown below.



Bed Position



Sitting Position