

Specification Sheet

REXSLATE4836



Royal Bath & Marble

your source for luxury

FEATURES

- High resistant coating
- Antibacterial material
- Slip resistance
- Possibility of safe custom cutting
- Resistant to Thermal Shock
- Resistant to impact
- One piece construction, highly dimensional stability
- Repairable and regenerable surface
- Left/Right drain position
- Installation: above floor or recessed flush with floor



MATERIAL

- High density stone composites

SIZE

- Size: 48 x 36 in Weight: 125,5 lb

INCLUDED

- Shower Tray
- Drain Grid
- Tile flange
- Instruction manual


NOT INCLUDED

- Drain connection
- (RBM shower tray can accommodate most 2" standard drain)

CERTIFICATES




TEXTURE



SLATE

COLORS



WHITE



PIETRA



BEIGE

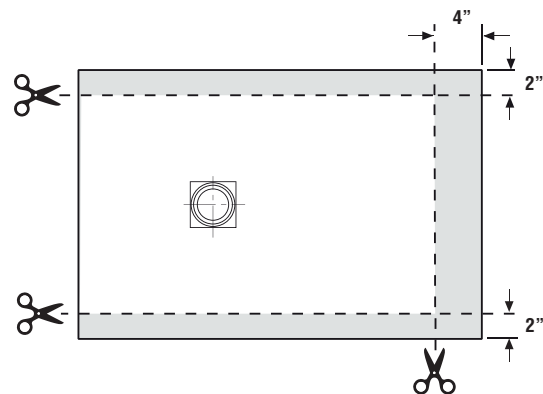
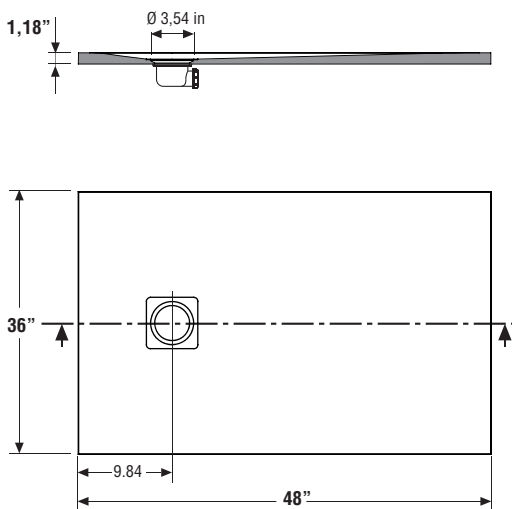


CEMENT



GRAPHITE

TECHNICAL INFORMATION



APPROXIMATE MEASUREMENTS
The manufacturer accepts 1/4" variance