

Assembly Instruction



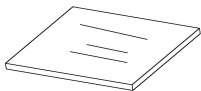
ASSEMBLY TIME PER UNIT:

20MINUTES

PARTS IDENTIFICATION

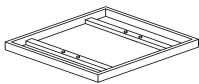
B1:TOP MARBLE AND FRAME

1 TOP MARBLE



1pc

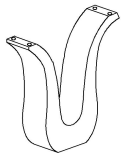
2 FRAME



1PC

B2:BOTTOM

3 LEG



1PC

4 BOTTOM



1PC

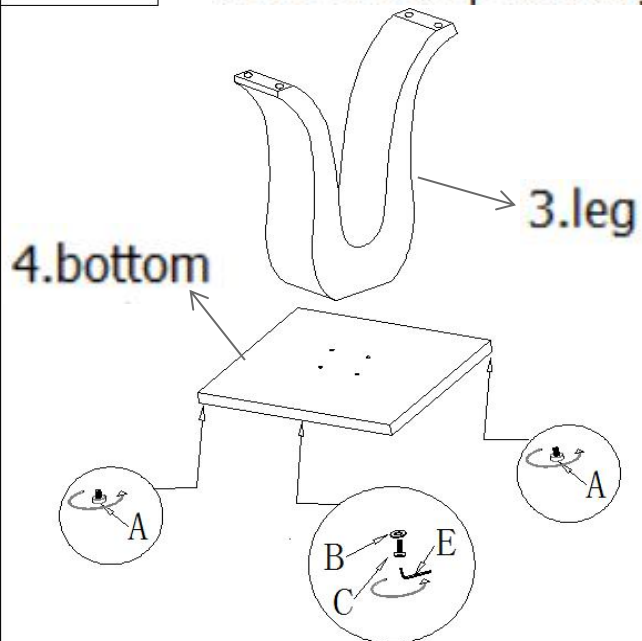
HARDWARE LIST

NO.	SIZE	DIAGRAM	QTY
A	Ø8X10		4
B	Ø10		8
C	M8X25		4
D	M8X30		4
E	8MM		1
F			4

Hardware pack is located in CT28 B2

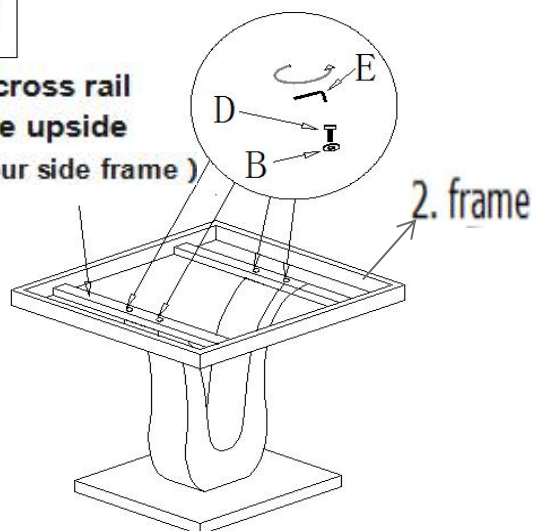
STEP:1

Assemble step1 already



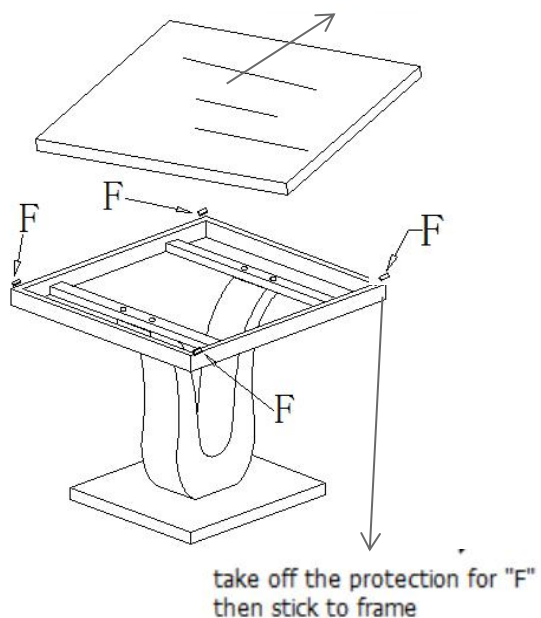
STEP:2

Low cross rail
on the upside
(Lower four side frame)



STEP:3

1.top marble



STEP:4

