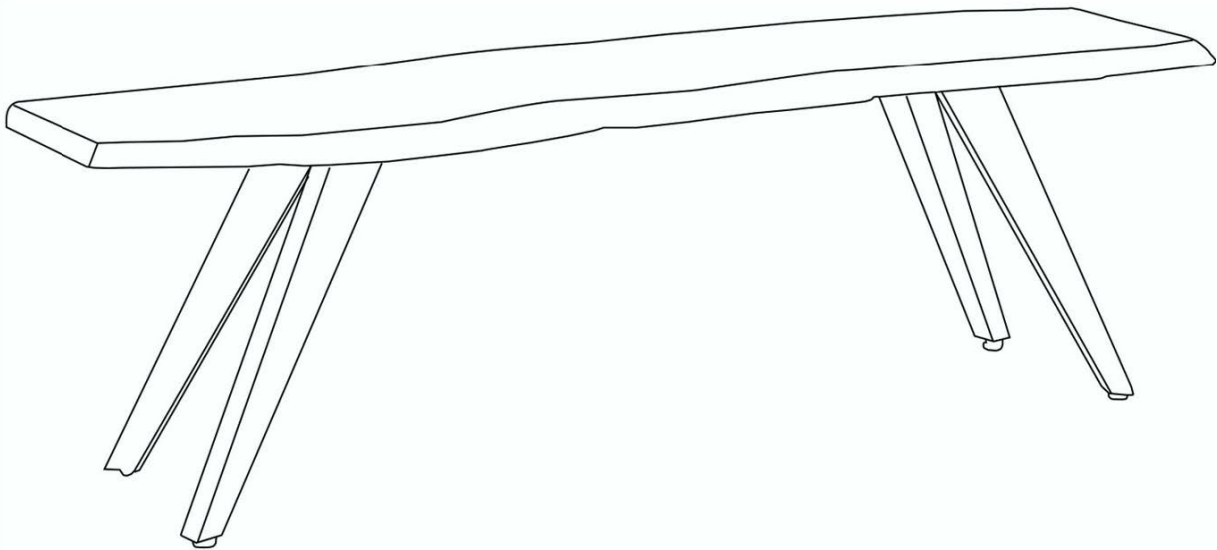


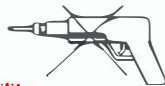
## ASSEMBLY INSTRUCTIONS

- \*\* Please keep these instructions, and have the product model #, and part # available when requesting a service.
- \*\* Veuillez conserver ce notice de montage, et avoir en main le numéro du modèle, et de la pièce pour fin de service.



### IMPORTANT NOTE






Do not use a power tool to assemble this product as it could damage the thread of the hardware and affect the solidity/durability of the product.

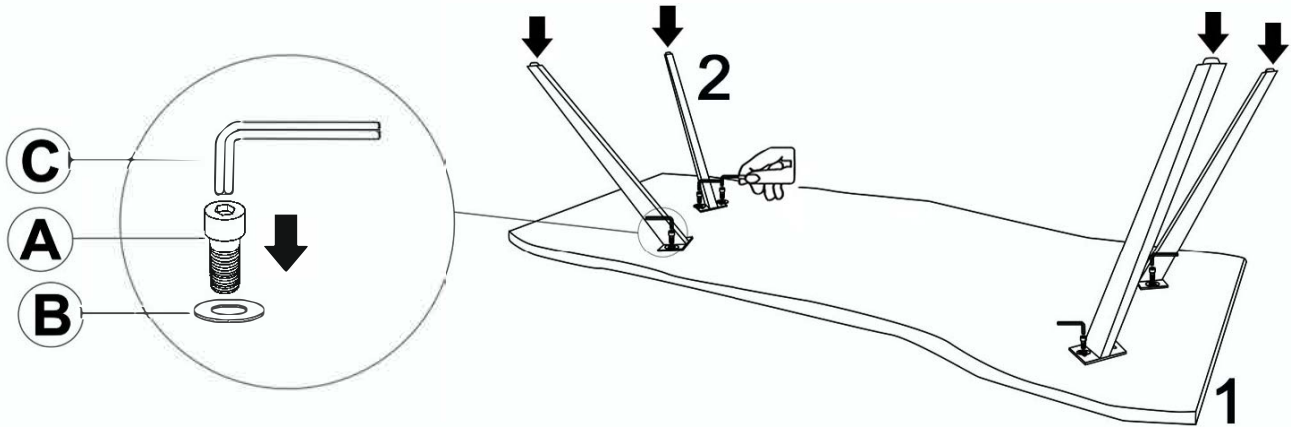


### NOTE IMPORTANTE

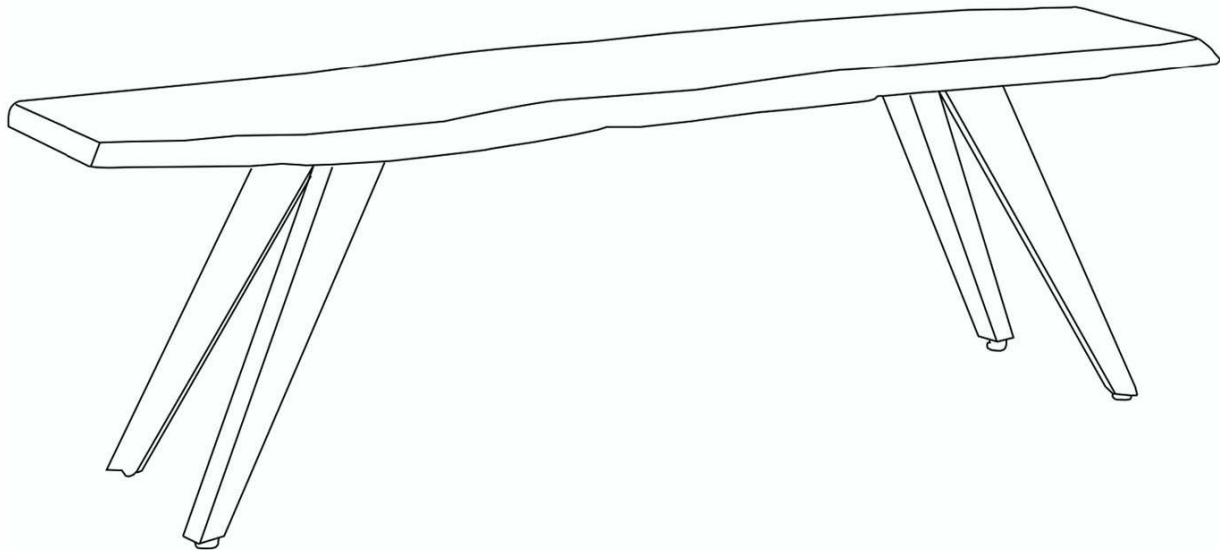
Ne pas utiliser d'outil électrique pour assembler ce produit car cela pourra endommager le filet des quincailleries et par le fait même affecter la solidité/durabilité du produit.

8670 Dining Bench Top + Dining Bench Base

<b>A</b>  8X	<b>B</b>  8X	<b>C</b>  1X	<b>1</b>  1X	<b>2</b>  4X
-----------------------------------------------------------------------------------------------------	-----------------------------------------------------------------------------------------------------	-----------------------------------------------------------------------------------------------------	------------------------------------------------------------------------------------------------------	-------------------------------------------------------------------------------------------------------



Step / Étape 1



Completely Assembled / Assemblage Completé