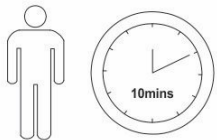




Assembly Instruction



- Note:**
- Please read this instruction carefully before assembly
 - After approx 5 weeks, tighten all the screws and connecting parts to ensure stability and security
 - The product is not suitable for outdoor use
 - Keep away from exposure, fire (heat sources) and damp.

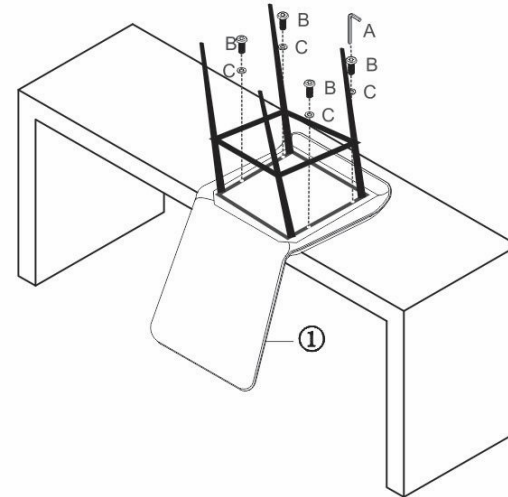


Part List

<p>A</p>  <p>7mm 1X</p>	<p>B</p>  <p>M7X30 4BX</p>	<p>C</p>  <p>M9 4X</p>		
--	---	---	--	--

<p>①</p> 	<p>②</p> 	
--	--	--

STEP



FINISHED

