

Instinct Mirror

IM3648RSFPDT Mirror Specification Sheet

FEATURES

- Vertical edge light pattern
- Integrated dimmable and tunable light controls
- Mirror defogging with auto-shutoff (45 minutes)
- Energy efficient, low profile LED lighting design
- Includes installation hardware

Kelvin	2700K - 5600K
CRI	90+
R9 Value	50+
Delivered Lumens	1673

ELECTRICAL FEATURES

- Electrical Enclosure (Power Supply) can be recess mounted behind mirror or remote/surface mounted
- Electrical enclosure includes standard 1/2" knockouts
- Operates on 120V 0.80A Max per Power Supply
- Total power use - 65W (LED = 44W, Defogger = 21W)


CONSTRUCTION

- Anodized aluminum back frame
- Quality polished edge mirror
- Constructed for surface mounting
- Includes aluminum electrical enclosure

DIMENSIONS


- Width: 35-1/8" (892 mm)
- Height: 47-7/8" (1216 mm)
- Depth: 7/8" (22.4 mm)

MORE INFORMATION

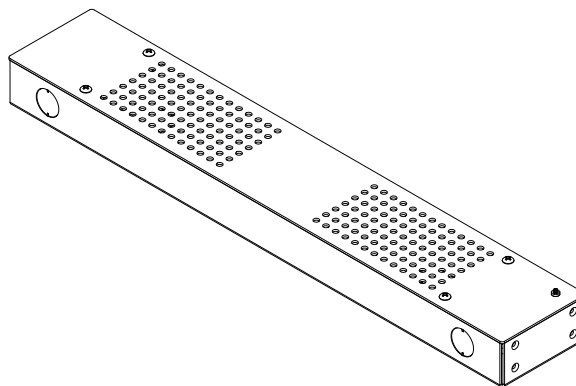


Scan the QR code to see the rough opening and electrical details found in the Instinct Mirror installation instructions.

Use the camera app on your mobile device to look at this QR code. This will allow you to quickly access web pages and other relevant documents.



Included Electrical Enclosure (Power Supply):



MODEL NUMBER KEY

PRODUCT LINE	WIDTH	HEIGHT	MIRROR SHAPE	LIGHT PATTERN	MIRROR FINISH	OPTIONS
IM	36	48	R = Rectangular	S = Edge Lit	FP = Polished Edge	DT = Defogger, Tunable

OPTIONS

- Other widths / heights / shapes available
- Other light patterns available
- Remote power supply accessory available seperately:
RPS-EXTEND15

CODES & STANDARDS

- ETL certified to:
- UL 8750
 - CSA Standard C22.2 No. 250.13

INSTALLATION OPTIONS

- Mounts on wall surface with included hardware
- Electrical Enclosure (Power Supply) can be recess mounted behind mirror or remote/surface mounted
- Pairs with Modular Mirrors
- Pairs with M Reserve, AiO Reserve, Presence, M Series, Profiles, PL Series, and PL Portray

