
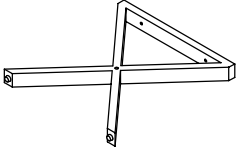
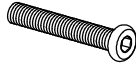
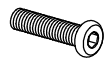







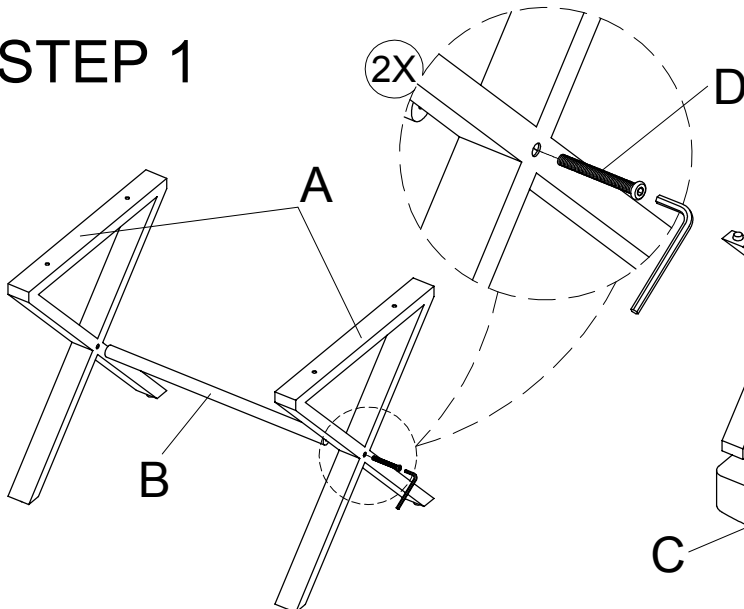
# Assembly Instructions

## VANITY BENCH



NO.	PART	DESCRIPTION	Q'TY	NO.	PARTS	DESCRIPTION	Q'TY
A		Leg Assembly	2PCS	D		Allen Head Bolt 1/4" x 2"	2PCS
				E		Allen Head Bolt 1/4" x 1-1/4"	4PCS
B		Metal Rail	1PC	F		Spring Washer Ø10	4PCS
C		PU Seat	1PC	G		Flat Washer Ø12*T1.0	4PCS
				H		Allen Head Wrench 4MM	1PC

### STEP 1



### STEP 2

