


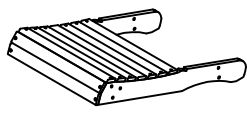
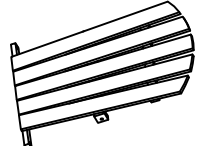






**IMPORTANT: READ CAREFULLY BEFORE BEGINNING!**



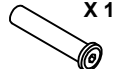
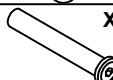


. Make sure that all parts and hardware are present before assembly.

. Assemble on an a non-marring and level surface  
 . Do not completely tighten all nuts and bolts until the chair is fully assembled.

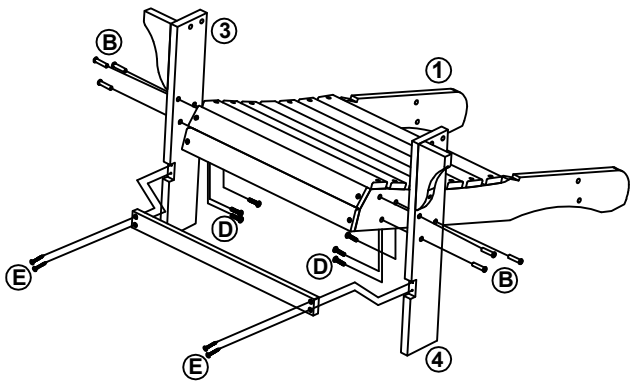
# ADIRONDACK CHAIR



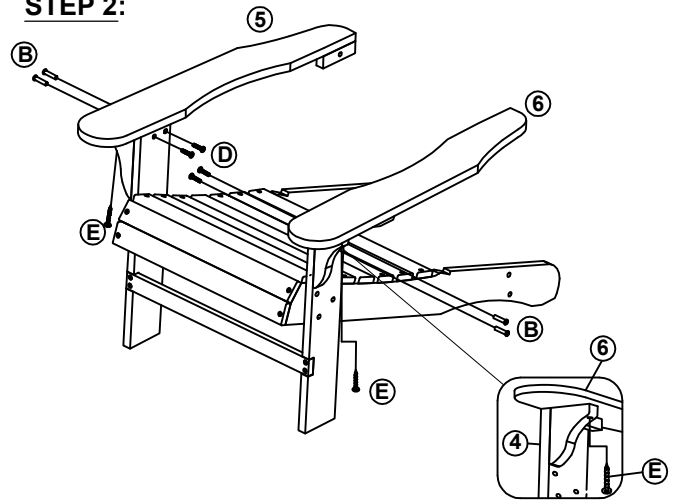
PARTS AND HARDWARE LIST					
<b>1</b> SEAT PANEL  X 1PC			<b>2</b> BACK PANEL  X 1PC		
<b>3</b> RIGHT LEG 		<b>4</b> LEFT LEG  BACK		<b>5</b> RIGHT ARMREST  X 1PC	
<b>6</b> LEFT ARMREST  X 1PC		<b>7</b> FRONT SUPPORT BEAM  X 1PC		<b>8</b> BACK VERTICAL SUPPORT  X 2PCS	

Tools Required for Assembly	A	B	C	D	E
					
Screwdriver	ALLEN KEY X 1PC	BOLT 1/4" x 1-3/8" X 14PCS	BOLT 1/4" x 2" X 2PCS	BOLT 1/4" x 5/8" X 16PCS	SCREW 1/6" x 1-5/8" X 10PCS

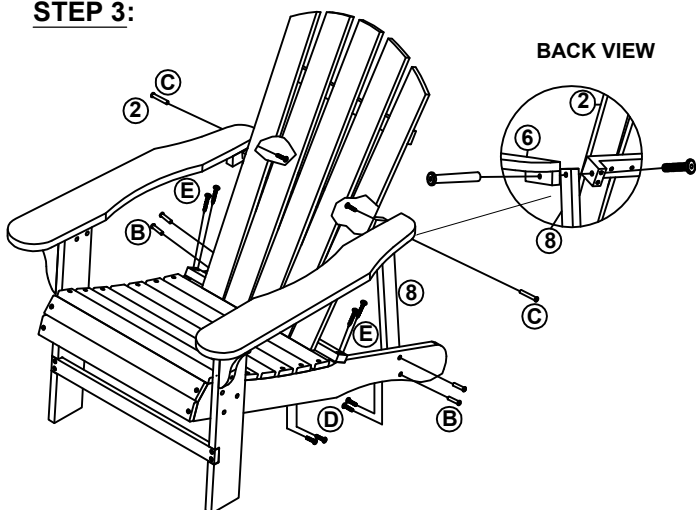
**STEP 1: KEEP ALL BOLTS LOOSE DURING ASSEMBLY**



**STEP 2:**



**STEP 3:**



**STEP 4: FINISH**



# **Limited Warranty and Care Instructions**

## **LIMITED ONE YEAR WARRANTY (NON-TRANSFERABLE)**

**This product is covered under United General Supply's (UGS) one (1) year limited warranty. To the original purchaser of this piece of furniture, cooler or accessory; UGS warrants that it will be free from defects in material and workmanship for up to one year from the date of purchase under normal use and proper care.**

**Replacement of defective or missing parts will be sent at no charge to the customer for a period of 30 days from the date of purchase. UGS will no longer be responsible for missing parts or hardware 30 days after date of purchase. Freight, packaging, labor or material charges to and from our customer service center is not covered under the warranty and is therefore the customer's responsibility.**

**The limited warranty does not cover this piece of furniture, cooler or accessory for commercial purposes, abusive use, damage by modification, severe weather damage, freeze damage, rust, fading and issues caused by improper care.**

**For minor defects or missing parts/hardware, please contact customer service immediately upon purchase. Please do not return product to the store unless the product is irreparable. A customer service agent may help determine whether the damage is repairable and will provide further instructions.**

**For returns and refunds, please refer to your local store return policy with proof of purchase.**

**Proof of purchase (dated register receipt) will be required for warranty claims.**

## **PROPER CARE INSTRUCTIONS**

**If left untreated, wood will naturally weather. During long periods of non-use, store furniture in covered and dry place. For the least maintenance, place your furniture, cooler, or accessory under a covered area.**

**To preserve and maintain the original finish of this furniture, a natural tung/linseed/Danish oil (with stain), which can be found at your local hardware store, should be applied. Please note the furniture has been stained and oiled before being packaged. If the wood is not maintained, the wood will naturally gray in color.**

**Remove the furniture completely from sunlight prior to applying oil. Apply generously and remove any excess oil with cloth. Frequency of the application of oil depends on exposure to the extremities of the outdoors.**

**For all painted wood finish products, we recommend that you use a latex based paint with the matching color. Before painting, a light sanding with a fine grit sandpaper might be necessary to prepare your product for a new paint coating.**