
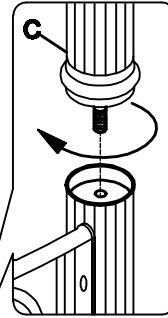


# METAL CANOPY & POSTS

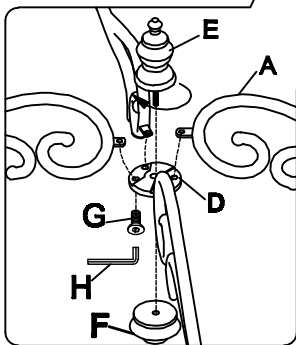
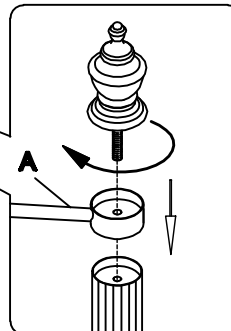
- 1** Screw to connect Headboard Posts(B) with Headboard.



- 2** Screw to connect Footboard Posts(C) with Footboard.



- 3** Screw Finials, through Canopy Bars(A), onto Headboard/Footboard Posts.



- 4** Use Sunk Bolts(G) to tighten Canopy Connection Plate(D) with Canopy Bars(A), by Allen Wrench(H). Please note the location/position of Canopy Connection Plate(D), and screw to connect Canopy Finial (E) with Canopy Finial Bottom Base(F) as the drawing illustrates.

**Cleaning & Care :** Treat surface with care. Surface is resistant to scratches but is not scratch resistant. Clean surfaces with a dry or damp soft cloth. Do not use abrasive cleaners. Hardware may loosen over time. Periodically check that all connections are tight.