

Assembly instructions for the ottoman, including tool requirements, time, and personnel.

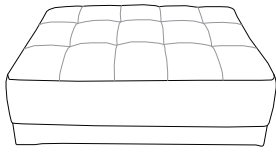
Tools: A screwdriver is shown as required, while a power drill is shown with a diagonal line through it, indicating it is not required.

Time: A clock icon is shown next to the text "15'", indicating the estimated assembly time is 15 minutes.

Personnel: A person icon is shown next to the text "2", indicating that two people are required for assembly.

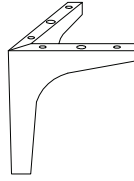
Warnings: Two warning triangles (exclamation marks inside triangles) are shown. The top one is connected to the tool icons, and the bottom one is connected to the person icon, indicating safety warnings related to tool use and personnel requirements.

A



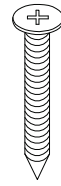
x 1

B



x 4


C



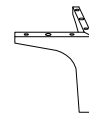
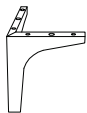
5
x
25

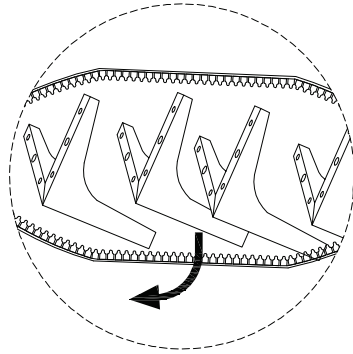
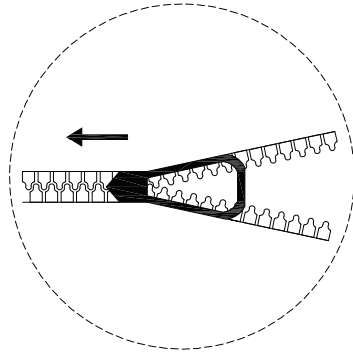
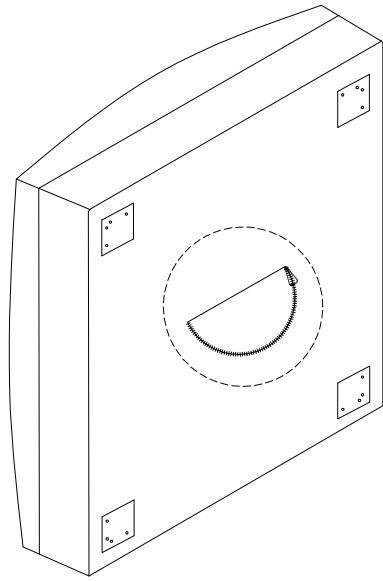
x 16

A

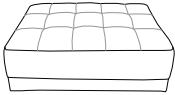
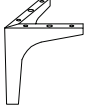



B x 4





1

<p>A</p>  <p>x 1</p>	<p>B</p>  <p>x 4</p>	<p>C</p>  <p>5 x 25</p> <p>x 16</p>
--	--	---

