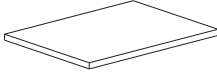
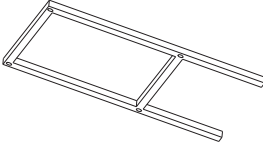








Assembly Instructions

***Caution: Please read all instructions carefully before starting the assembly process. Some of the parts maybe cumbersome and heavy, therefore it is recommended two people assemble this furniture to prevent personal injury or damage to the parts during assembly.

Component list		
Headboard & Footboard		
No	Descriptions	Q'ty
A		1pc
B		2pcs
C	 Assembly hole	2pcs
D		2pcs

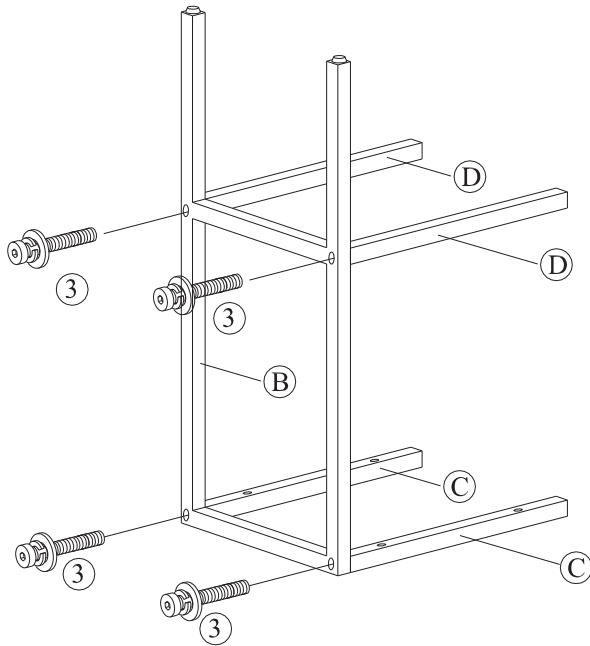
Hardware List In Headboard & Footboard		
No	Descriptions	Q'ty
1		1pc
2	1/4"x1-3/16" 	4pcs
3	1/4"x1-5/8" 	8pcs



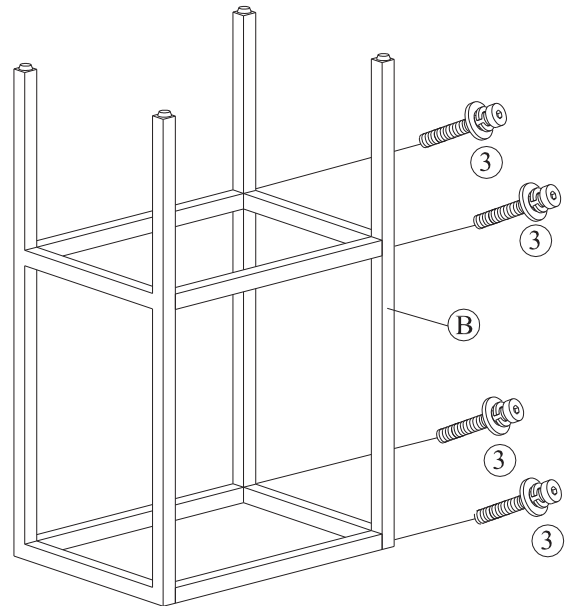
Assembly Instructions

***Caution: Please read all instructions carefully before starting the assembly process. Some of the parts maybe cumbersome and heavy, therefore it is recommended two people assemble this furniture to prevent personal injury or damage to the parts during assembly.

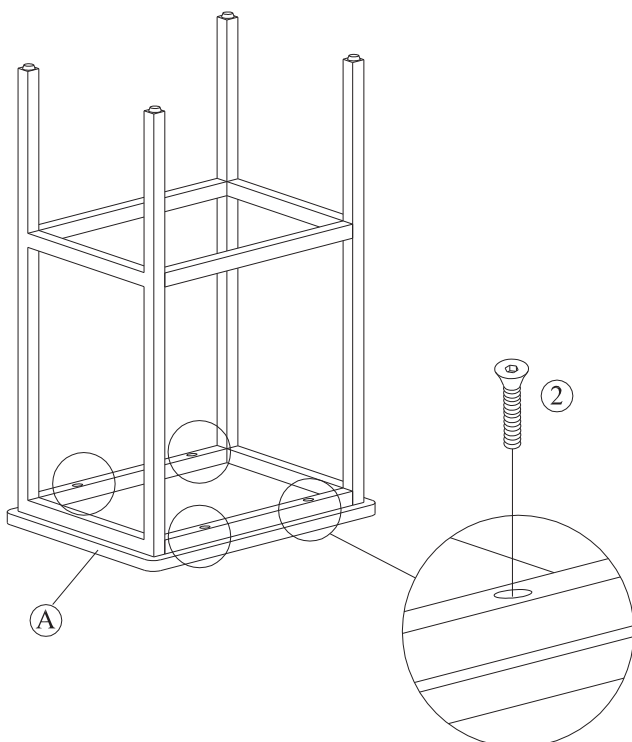
STEP1:



STEP2:



STEP3:



STEP4:

