

NOTE:

This brochure contains **IMPORTANT** safety info. Please read and keep for future reference.

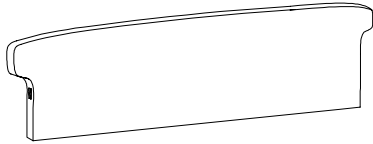
MAINTAINANCE AND WARNING

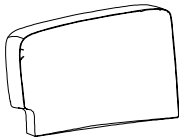
- 1.Keep furniture away from heat sources.
- 2.Do not clean furniture with harsh cleaner or polishes.Do not use detergents,solvents,abrasives,spray packs or leather cleaner. Use non-color mild soa with warm water to clean spills(Mix 1:10 soap to water).
- 3.Do not place furniture under direct sunlight,material will possibly fade over time.
- 4.Do not use on site dry cleaning machine.Children should not climb or jump on the furniture.
- 5.Do not write on furniture that is not protectedby a padded barrier.
- 6.Not for commercial use,only for residential use.





Weight Limitation
750 LBS

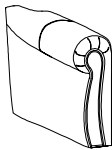
PARTS LIST

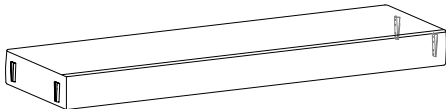
A	x1
	
Back	

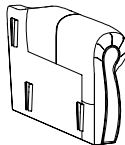
B	x1
	
Back right cushion	


C	x1
	
Back middle cushion	


D	x1
	
Back left cushion	


E	x1
	
Right arm	


F	x1
	
Seat frame	


G	x1
	
Left arm	


H	x2
	
Seat cushion	

I	x1
	
Seat cushion	






J	x2
	
Rear legs	

K	x2
	
Front legs	


L	x1
	
support legs	








HARDWARE LIST

#1	x8	#2	x6	#3	x6	#4	x8	#5	x14
									
Bolt		Bolt		Flat washer		Flat washer		Spring washer	
M8x30mm		M8*50mm		M8*22mm		M8*18mm			

TOOL LIST

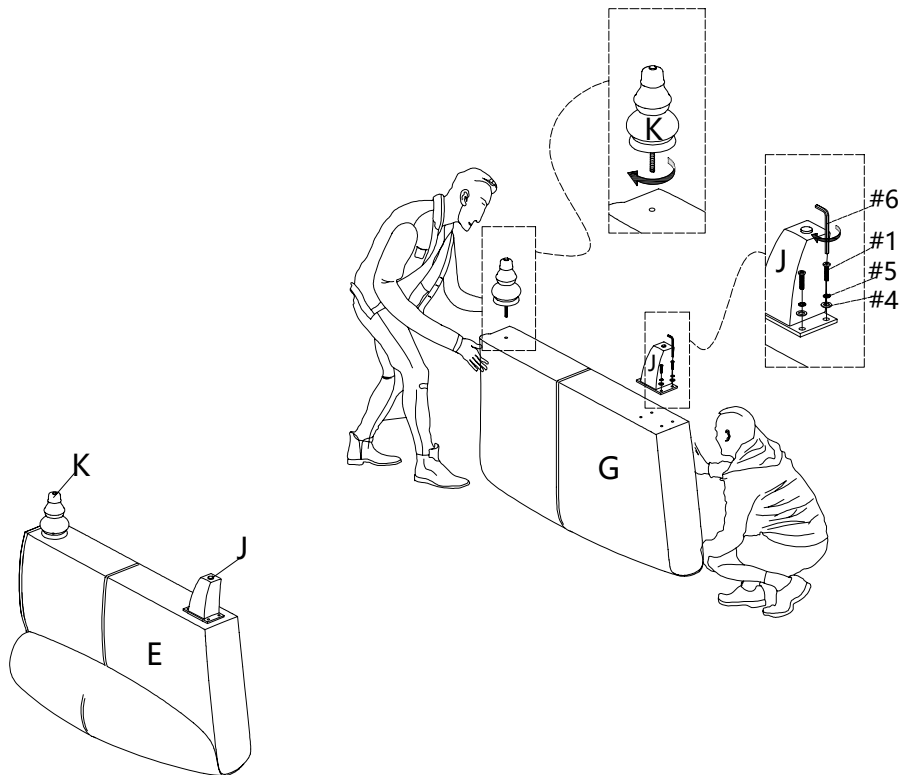
#6	x1
	
M6	
Allen Key	





HARDWARE SPARE LIST

#1	x1	#2	x1	#3	x1	#4	x1	#5	x2
									
Bolt		Bolt		Flat washer		Flat washer		Spring washer	
M8x30mm		M8*50mm		M8*22mm		M8*18mm			

ASSEMBLY INSTRUCTIONS


STEP-1



#1	x8	#4	x8	#5	x8	#6	x1
							
Bolt		Flat washer		Spring washer		M6	
M8x30mm		M8*18mm				Allen Key	

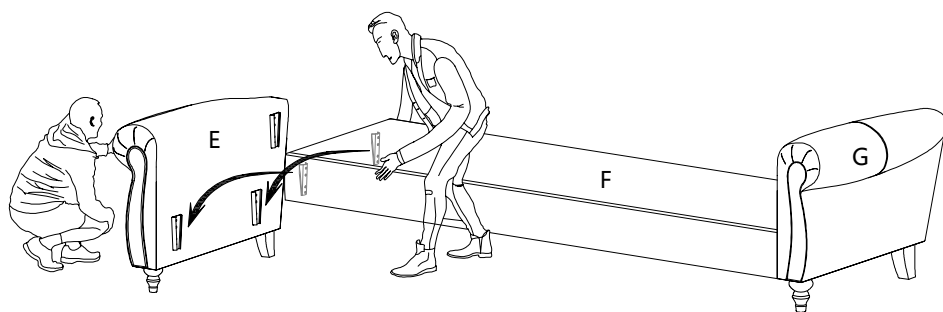
ASSEMBLY INSTRUCTIONS

STEP-2



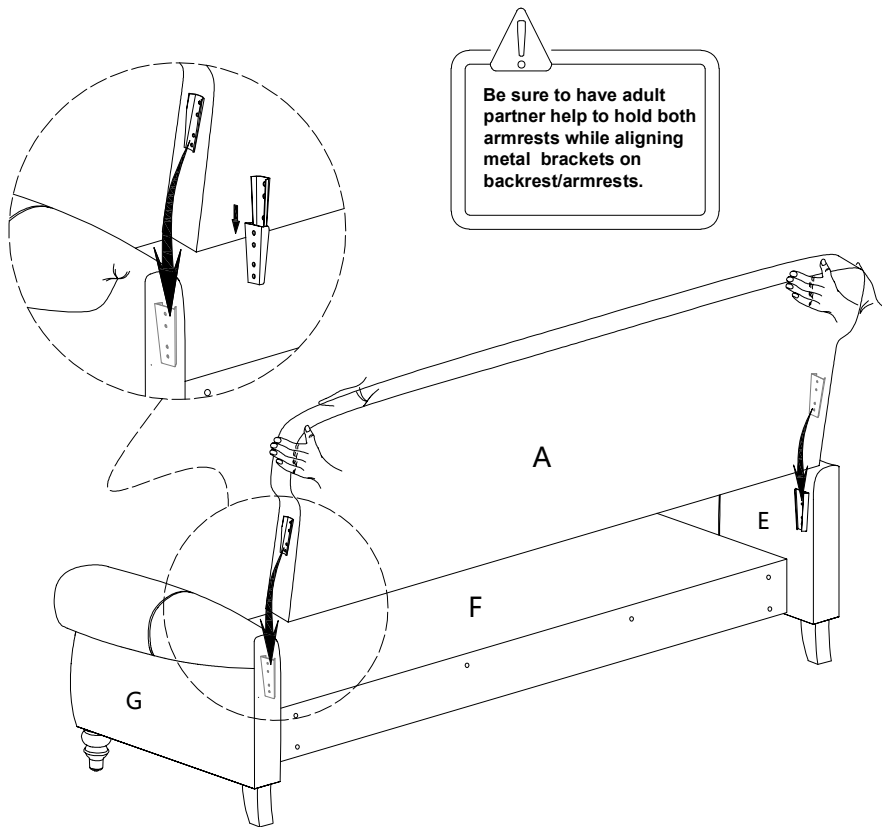
ASSEMBLY INSTRUCTIONS

STEP-3

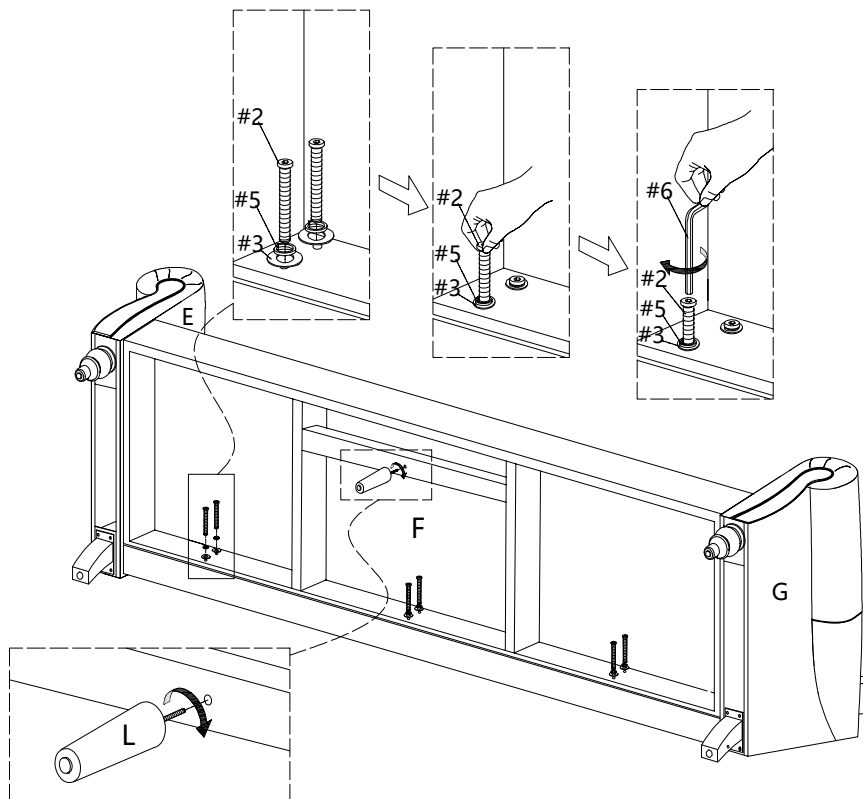






ASSEMBLY INSTRUCTIONS

STEP-4



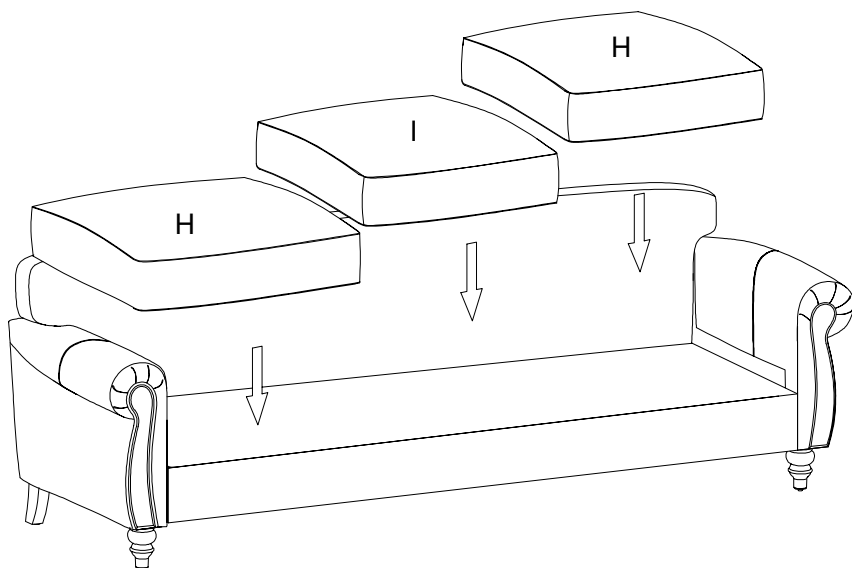
ASSEMBLY INSTRUCTIONS



#2	x6	#3	x6	#5	x6	#6	x1
							
Bolt		Flat washer		Spring washer		M6	
M8*50mm		M8*22mm				Allen Key	

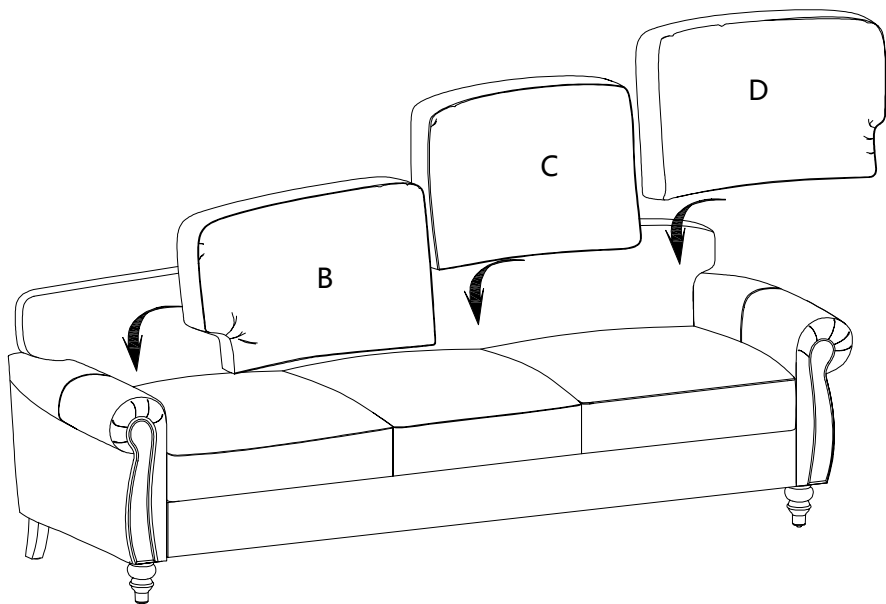
ASSEMBLY INSTRUCTIONS

STEP-6



ASSEMBLY INSTRUCTIONS

STEP-7



WARRANTY

1. We strive to offer high-quality products, and we also try our best to satisfy each and every customer that orders from us with product or service as needed.
2. We provide 30 days warranty starting from the time you receive the item. Each customer must provide a record of their order such as the order number, or item receipt for any items that are out of the warranty period you may also still receive.
3. Replacement parts by purchasing them with our company if they are available.