








ASSEMBLY INSTRUCTIONS

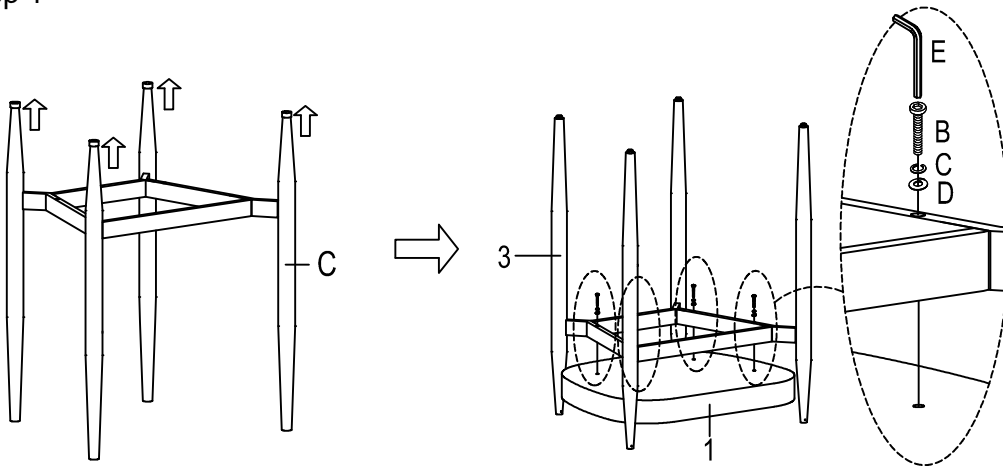
HARDWARE LIST

NO.	SKETCH	DESCRIPTION	QTY
A		Bolt(5/32"x5/32")	4 PCS
B		Bolt(1/4"x2-1/8")	4 PCS
C		Spring Washer(1/4")	4 PCS
D		Washer(1/4")	4 PCS
E		Allen wrench(4mm)	1 PC
F		Allen wrench(2mm)	1 PC

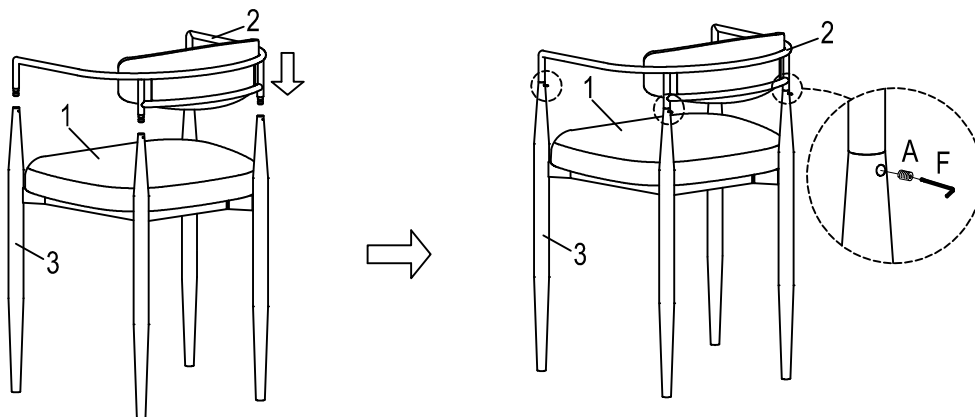
PARTS LIST

NO.	SKETCH	DESCRIPTION	QTY
1		Seat	1 PC
2		Backrest	1 PC
3		Metal frame	1 PC

Step 1

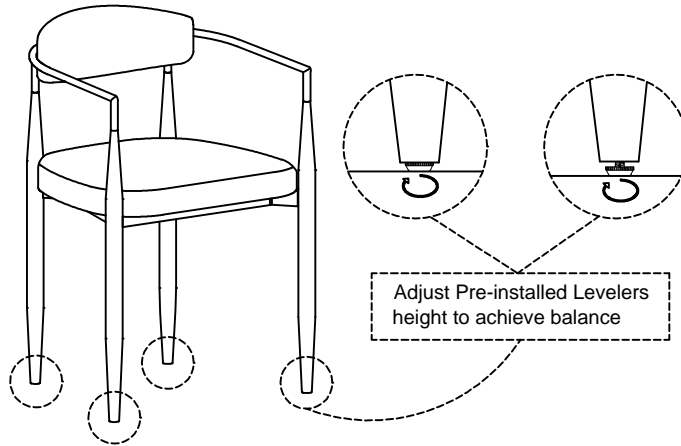


Step 2



ASSEMBLY INSTRUCTIONS

Step 3



Step 4

