







ASSEMBLY INSTRUCTION

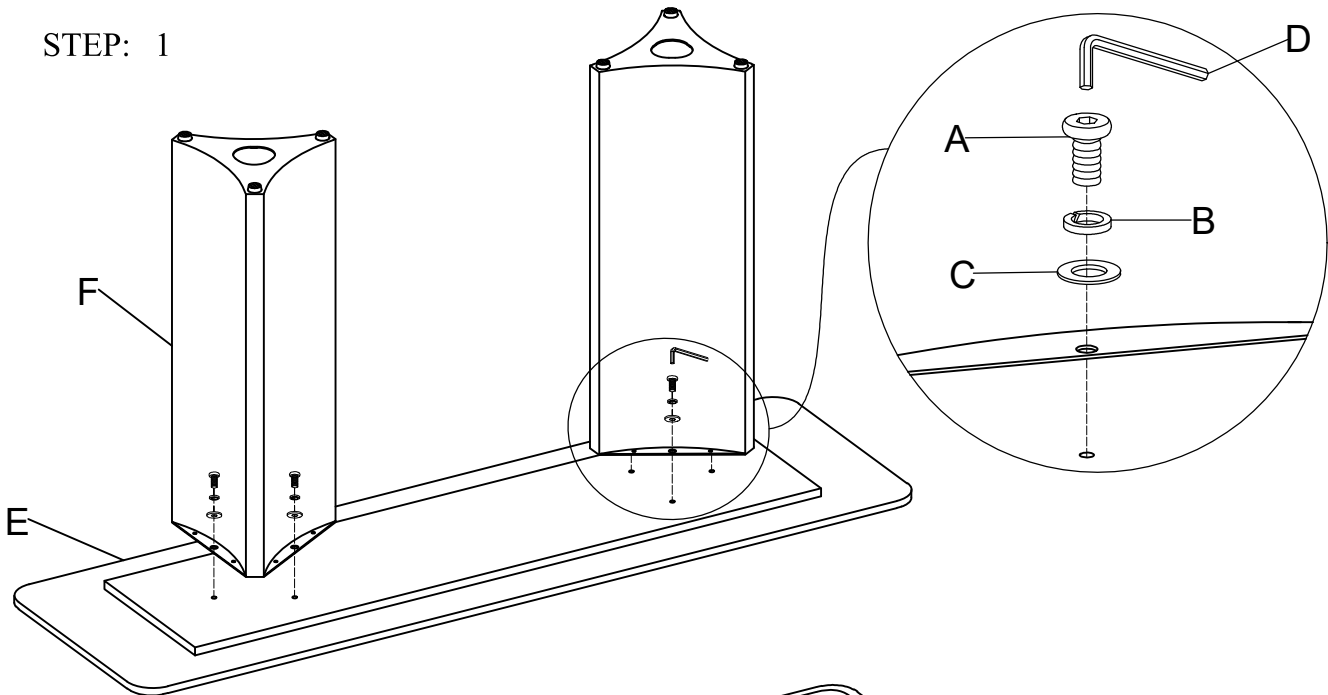
HARDWARE LIST

Item	Description	Drawing	Pcs
A	Bolts M8*16		6
B	Spring washer Ø13		6
C	Flat washer Ø20Ø8		6
D	Allen wrench 5mm		1


PARTS LIST

Item	Description	Drawing	Pcs
E	Table Top		1
F	Base		2

STEP: 1



STEP: 2



Adjust Pre-installed Levelers height to achieve balance.

Do not tighten screws until completely assembled