











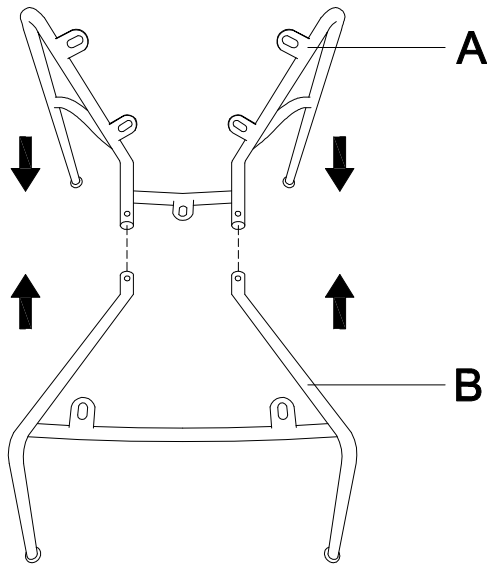


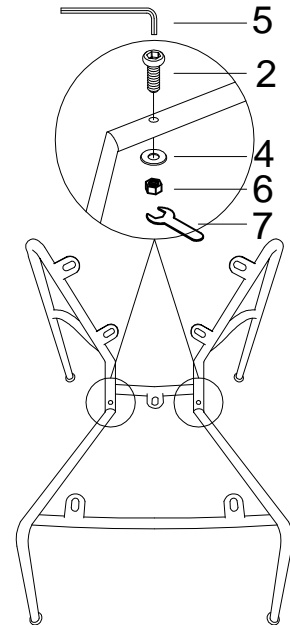
ASSEMBLY INSTRUCTION

	PARTS LIST				HARDWARE LIST			
	NO.	DESCRIPTION	SKETCH	Q'TY	NO.	DESCRIPTION	SKETCH	Q'TY
	A	BACK FRAME		1PC	1	BOLT 1/4"x7/8"		7 PCS
	B	SEAT FRAME		1PC	2	BOLT 1/4"x1-1/8"		2 PCS
	C	SEAT CUSHION		1PC	3	SPRING WASHER 1/4"		7 PCS
	D	BACK CUSHION		1PC	4	FLAT WASHER 1/4"x19		9 PCS
					5	ALLEN KEY		1 PC
					6	NUT		2 PCS
					7	WRENCH		1 PC

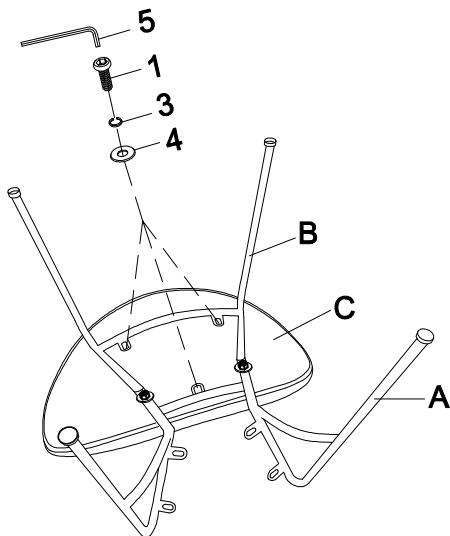
Step 1



Step 2



Step 3



Step 4

