ASSEMBLY INSTRUCTION
SKU CODE: (WF310129)
Warning: You must read this before continuing

INSTRUCTIONS DE MONTAGE
SKU NUMBER: (WF310129)
Attention: Vous devez lire ceci avant de continuer

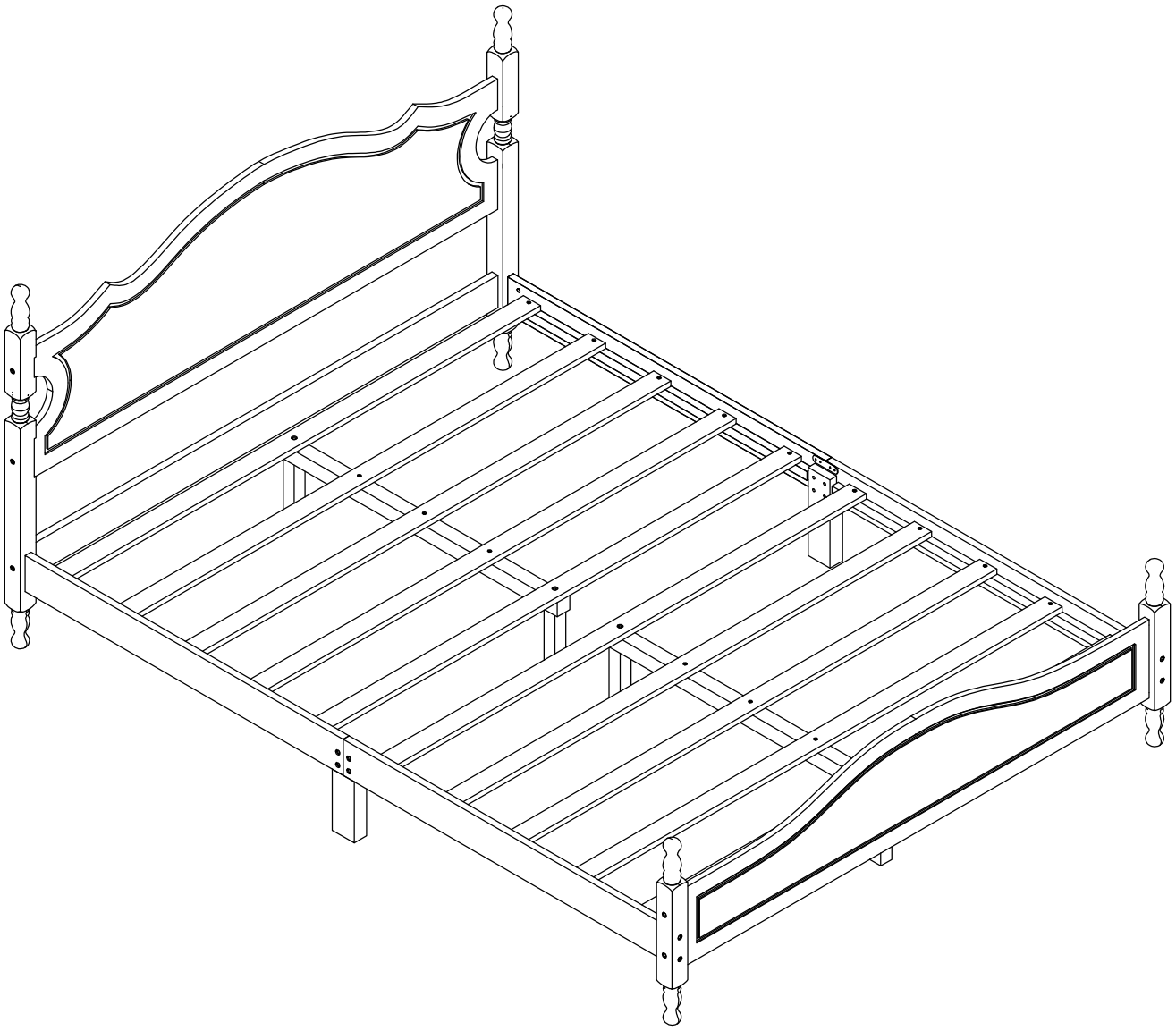

SAFETY WARNINGS AND GENERAL NOTES:

1. Do not use substitute parts. Contact the manufacturer or dealer for replacement parts.
2. Keep these instructions for future reference.
3. We recommend assembling your bed on the shipping carton to protect your floor.
4. Be certain all staples are out of the box before beginning assembly on the shipping carton.

AVERTISSEMENTS DE SÉCURITÉ ET REMARQUES GÉNÉRALES :

1. N'utilisez pas de pièces de rechange. Contactez le fabricant ou le revendeur pour les pièces de rechange.
2. Conservez ces instructions pour référence future.
3. Nous vous recommandons d'assembler votre lit sur le carton d'expédition pour protéger votre sol.
4. Assurez-vous que toutes les agrafes sont sorties de la boîte avant de commencer l'assemblage sur le carton d'expédition.

ASSEMBLY INSTRUCTION
INSTRUCTIONS DE MONTAGE

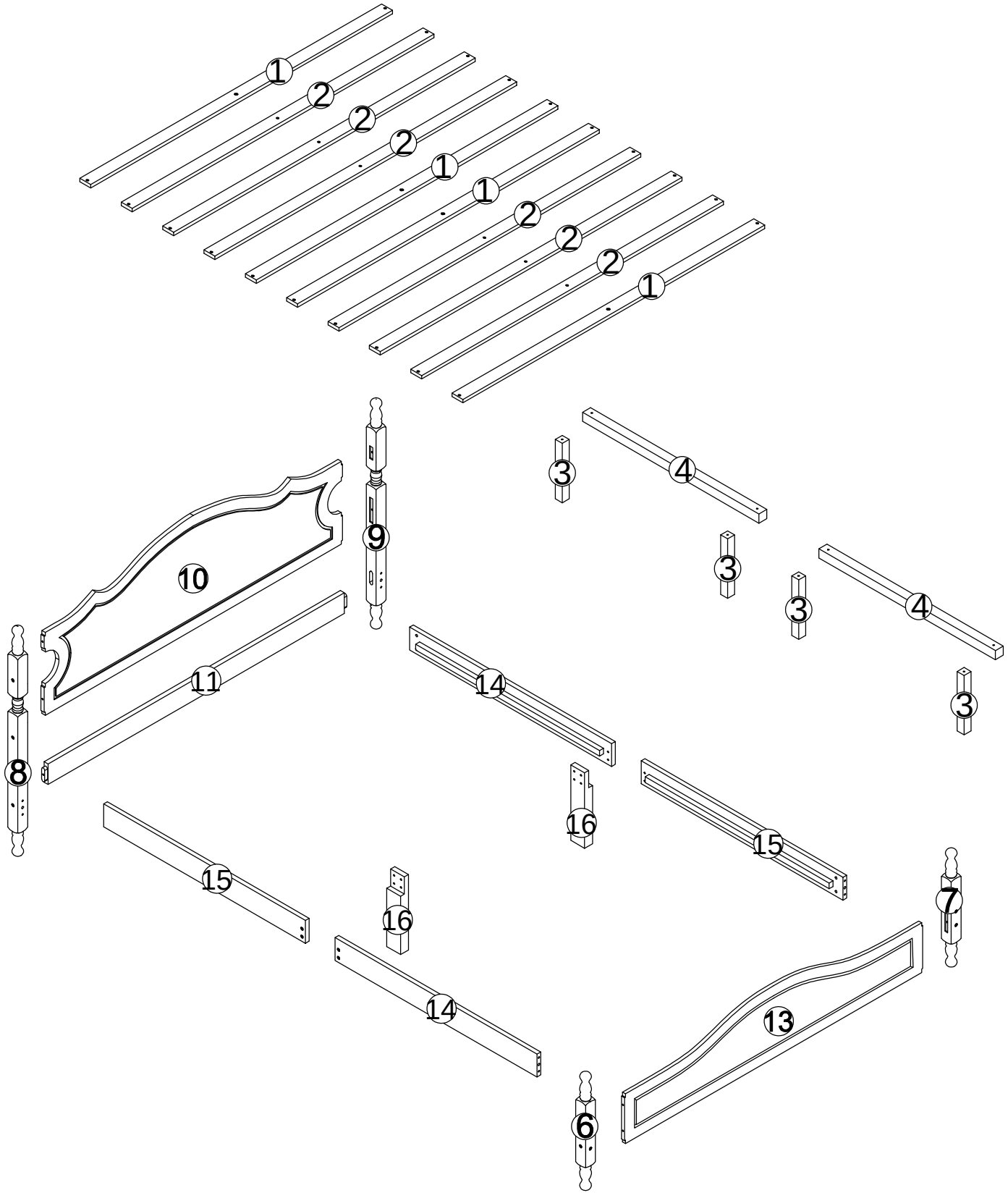

03/11

Part List (Box - WF310129)
Liste des pièces (boîte - WF310129)

1 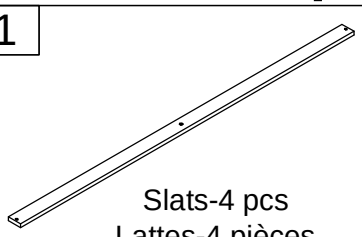 Slats-4 pcs Lattes-4 pièces	2 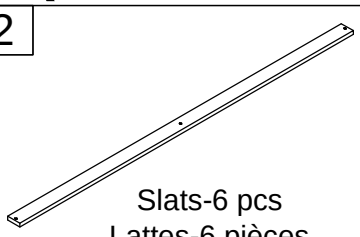 Slats-6 pcs Lattes-6 pièces	3  Center Legs-4 pcs Pieds centraux - 4 pièces
4 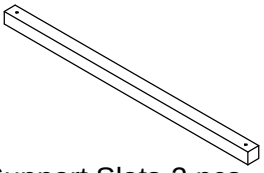 Support Slats-2 pcs Support Slats-2 pièces	6  Leg-1 pc Jambe-1 pièce	7  Leg-1 pc Jambe-1 pièce
8  Leg-1 pc Jambe-1 pièce	9  Leg-1 pc Jambe-1 pièce	10 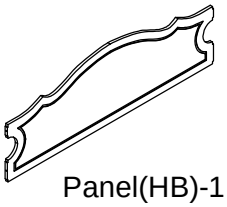 Panel(HB)-1 pc Panneau (HB)-1 pièce
11 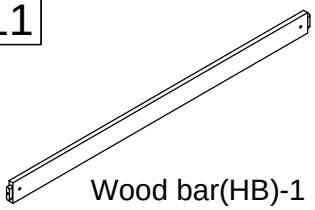 Wood bar(HB)-1 pc Barre de bois (HB) - 1 pièce	13 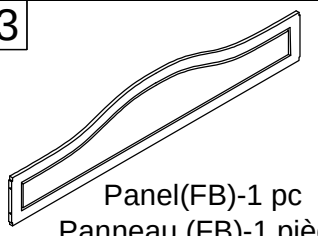 Panel(FB)-1 pc Panneau (FB)-1 pièce	14 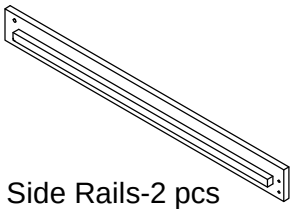 Side Rails-2 pcs Rails latéraux - 2 pièces
15 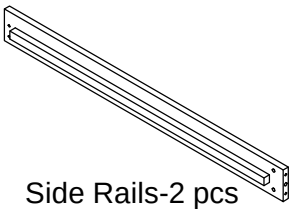 Side Rails-2 pcs Rails latéraux - 2 pièces	16 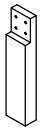 Middle legs-2 pcs Jambes centrales - 2 pièce	

Hardware List (Box - WF310129)
Liste du matériel (boîte - WF310129)

A 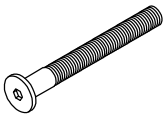 Bolt Ø6 x 90 mm-18 pcs Boulon Ø6 x 90 mm-18 pièces	B  Ø6 x 13 mm -18 pcs Ø6 x 13 mm -18 pièces	C 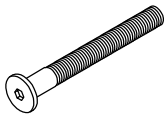 Bolt Ø6 x 80 mm-4 pcs Boulon Ø6 x 80 mm-4 pièces
D 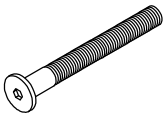 Bolt Ø6 x 30 mm-8 pcs Boulon Ø6 x 30 mm-8 pièces	E  Ø6 x 15 mm-8 pcs Ø6 x 15 mm-8 pièces	F 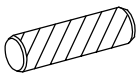 Wood dowel Ø10 x 40 mm-4 pcs Cheville en bois Ø10 x 40 mm-4 pièces
H 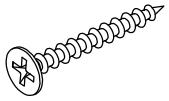 Screws M4 x 30 mm-26 pcs Vis M4 x 30 mm-26 pièces	K  Allen Keys-2 pcs Clé Allens-2 pièces	L 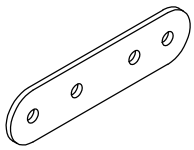 Steel Brackets-2 pcs Steel Brackets-2 pcs
M 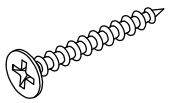 Screws M4 x 15 mm-8 pcs Vis M4 x 15 mm-8 pièces		

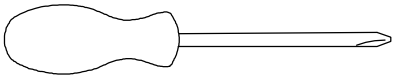

Assembly Tools Required (Not Included)
Outils d'assemblage requis (non inclus)

05/11

STEP 1:

ÉTAPE 1:

	Ø6x13mm	Ø6x90mm
		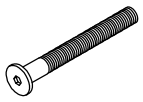
Kx1	Bx6	Ax6

STEP 2:

ÉTAPE 2:

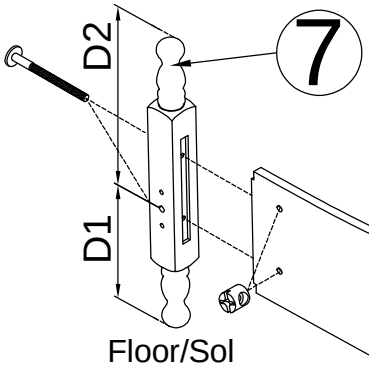

D1<D2

	Ø6x13mm	Ø6x90mm
		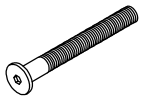
Kx1	Bx4	Ax4

06/11

STEP 3-1:
ÉTAPE 3-1:

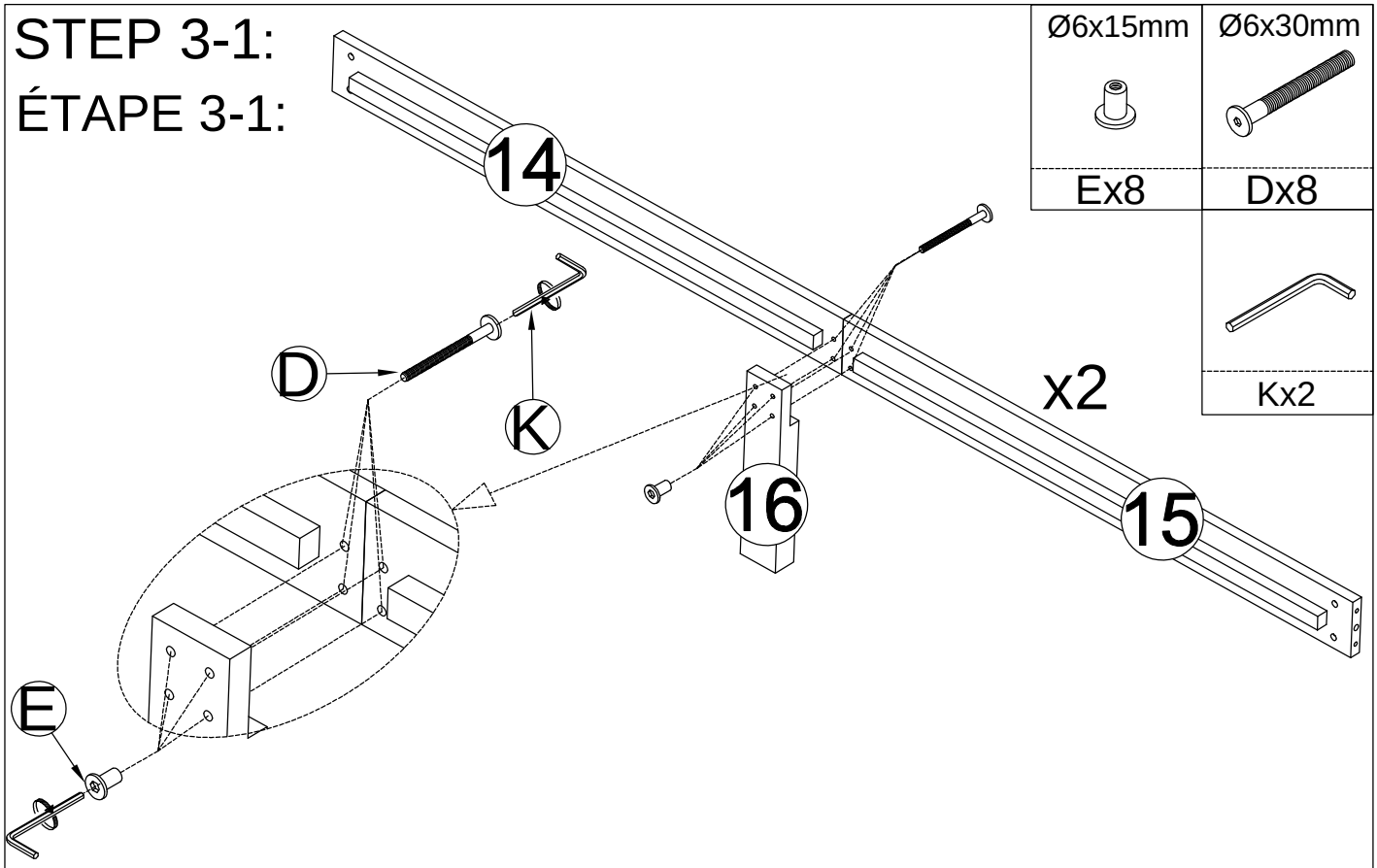

Ø6x15mm	Ø6x30mm
Ex8	Dx8
	Kx2

STEP 3-2:
ÉTAPE 3-2:

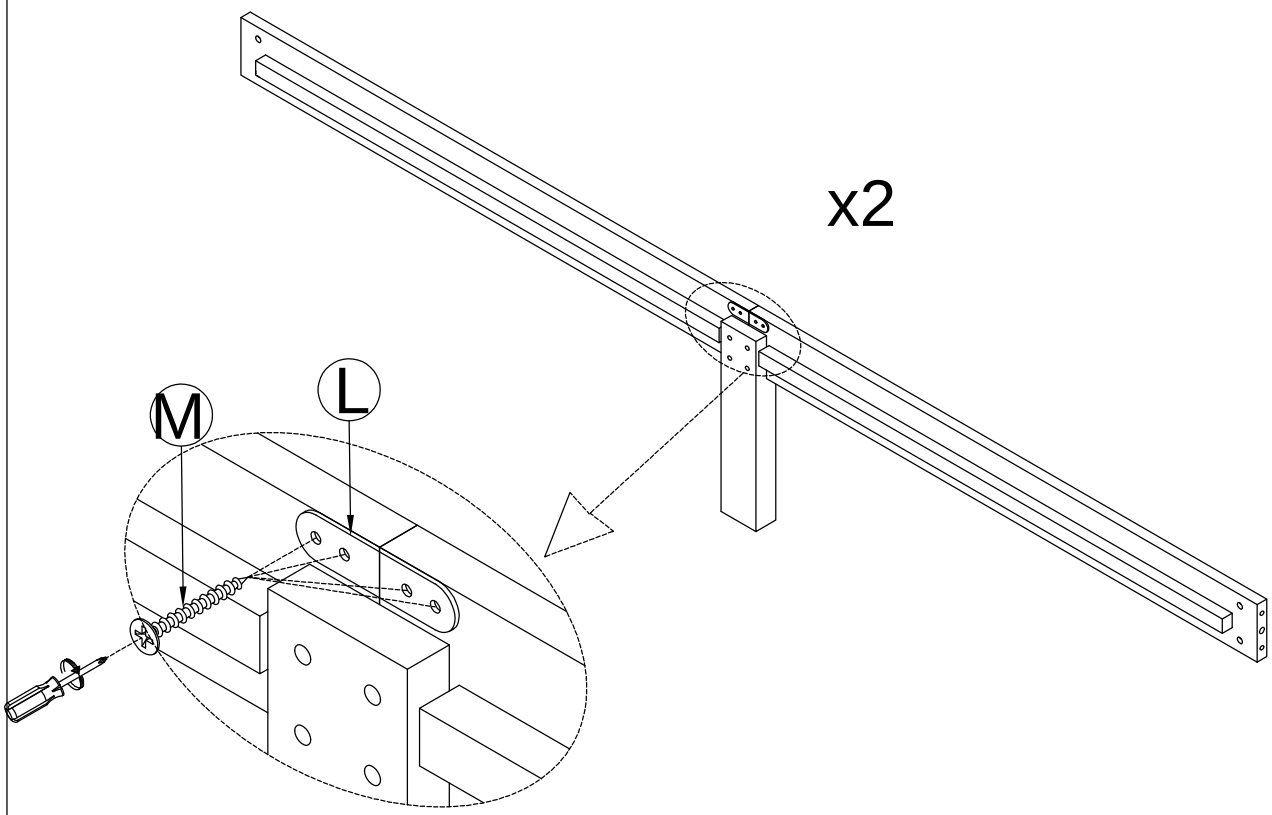

M4x15mm	
Mx8	Lx2

07/11

STEP 4:
ÉTAPE 4:

Ø6x13mm	Ø6x90mm
	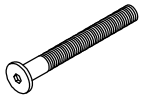
Bx8	Ax8
	Ø10x40mm 
Kx1	Fx4

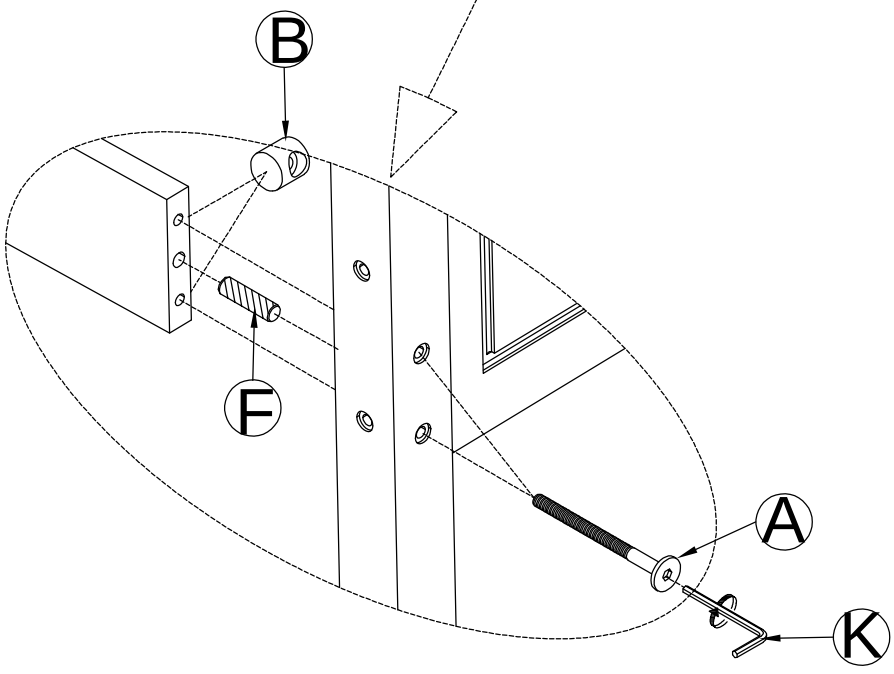

08/11

STEP 5:

ÉTAPE 5:

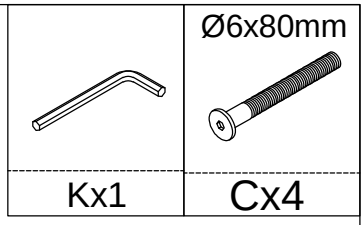

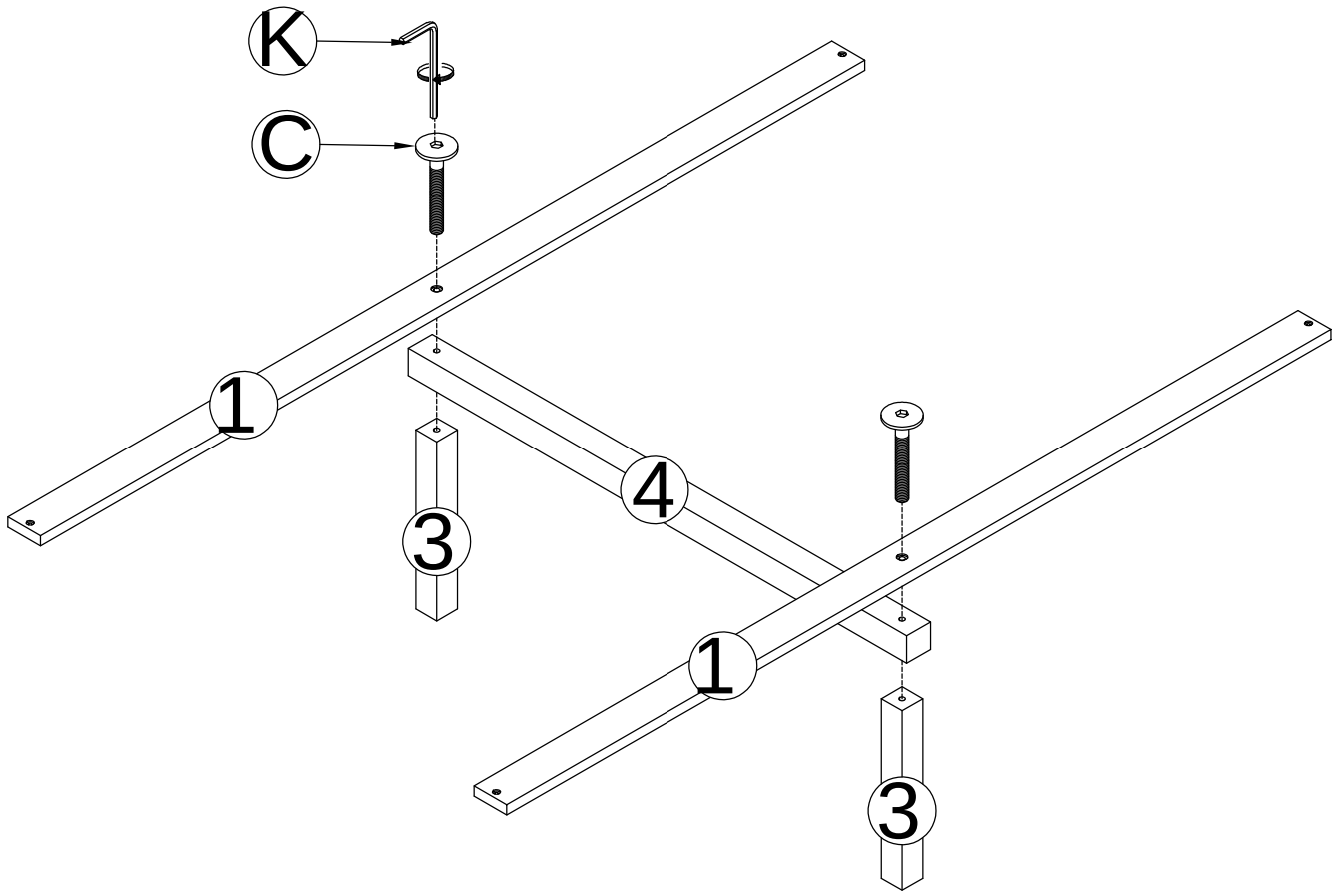

09/11

STEP 6:

ÉTAPE 6:

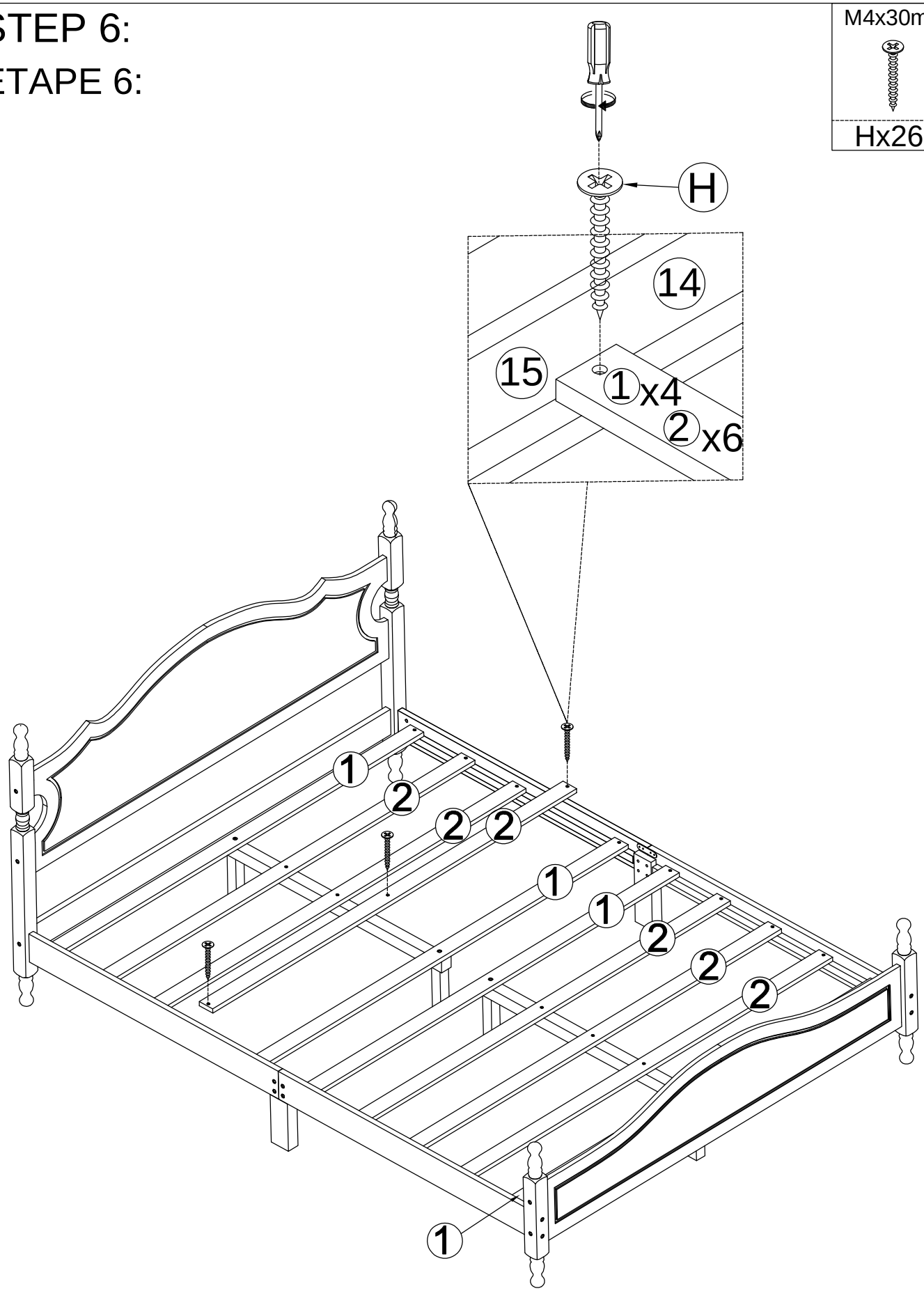

CONGRATULATION. YOU HAVE COMPLETED THE BED

FÉLICITATION. VOUS AVEZ TERMINÉ LE LIT

