

N625P352301

N625P352302

N625P352303


Product manual

Gebrauchsanweisung

Manuel du produit

Manual del producto

Manuale del prodotto





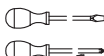



EN:Our product will be delivered to you in 3 packages, The delivery times of these 3 packages may differ, please be patient and thank you for your understanding

FR:Notre produit vous sera livré en 3 colis.Les délais de livraison de ces 3 colis peuvent différer,soyez patient et merci de votre compréhension.

DE:Unser Produkt wird Ihnen in 3 Paketen geliefert.Die Lieferzeiten dieser 3 Pakete können abweichen, bitte haben Sie etwas Geduld und vielen Dank für Ihr Verständnis

IT:Il nostro prodotto sarà consegnato in 3 pacchetti. I tempi di consegna di questi pacchetti possono differire, vi preghiamo di avere pazienza e grazie per la vostra comprensione.

ES:Nuestro producto se entregará en 3 paquetes. Los tiempos de entrega de estos paquetes pueden variar, por favor, tenga paciencia y gracias por su comprensión.

 2 PERS	 90 MIN	<u>Tool Required Not Provided</u>	
			
			



[DE]

Warnung: Lesen Sie diese Anleitung vor dem Zusammenbau bitte vollständig durch. Überprüfen Sie, ob Sie alle auf den Seiten aufgeführten Komponenten und Werkzeuge haben. Bewahren Sie die Anleitung zum späteren Nachschlagen auf. Teile des Zusammenbaus lassen sich mit 2 Personen leichter durchführen. Suchen Sie bei Bedarf professionelle Hilfe.

Warnung: Legen Sie alle Teile auf eine ebene Fläche. Legen Sie eine weiche Decke oder Ähnliches darunter, um sie vor Kratzern oder Flecken zu schützen. Vermeiden Sie es, Komponenten über den Boden zu ziehen oder zu schieben.

Warnung: Überprüfen Sie regelmäßig alle Beschläge und Befestigungen, um sicherzustellen, dass sie sicher sind und um Unfälle zu vermeiden. Wenn Teile fehlen, kaputt, beschädigt oder abgenutzt sind, verwenden Sie das Produkt nicht weiter, bis Reparaturen mit vom Hersteller autorisierten Teilen durchgeführt wurden.

Warnung: Stellen Sie Möbel nicht in die Nähe von Feuerquellen oder Gegenständen mit hohen Temperaturen, um Brandgefahr zu vermeiden. Stellen Sie Möbel nicht in feuchte Umgebungen, um Materialschäden zu vermeiden.

Warnung: Reinigen Sie Möbel mit einem feuchten Tuch oder Alkohol, vermeiden Sie die Verwendung von Reinigungsmitteln mit ätzenden Chemikalien.

Warnung: Lassen Sie Kinder nicht auf die Möbel klettern, da dies zum Umkippen und zu schweren Verletzungen führen kann. Bauen Sie die Möbel außerhalb der Reichweite von Kindern zusammen.

Warnung: Schwamm und Tuch können während des Transports gequetscht und verformt werden. Machen Sie sich keine Sorgen.

Nachdem Sie sie aus der Tasche genommen haben, können Sie den Schwamm leicht abtupfen, um die Wiederherstellung der Elastizität zu beschleunigen, oder ihn einige Tage liegen lassen, damit er seine ursprüngliche Elastizität wiedererlangt.

Warnung: Stoffe können in direktem Sonnenlicht verblassen oder ihre Farbe ändern. Minimieren Sie direkte Sonneneinstrahlung, um die Lebensdauer Ihrer Möbel zu verlängern.



[EN]

Warning: Please read these instructions fully before starting assembly. Check you have all the components and tools listed on pages. Keep the instructions for later reference. Parts of the assembly will be easier with 2 people. Seek professional assistance if necessary.

Warning: Please place all parts on a flat surface. Place a soft blanket or similar underneath to protect against scratches or stains. Avoid dragging or sliding components across the floor.

Warning: Regularly check all fittings and fastenings to ensure they are secure and to prevent accidents. If any parts are missing, broken, damaged, or worn, discontinue use of the product until repairs have been made using factory authorized parts.

Warning: Do not place furniture close to fire sources or high-temperature objects to avoid the risk of fire. Do not place furniture in damp environments to prevent material damage.

Warning: Clean furniture with a damp cloth or alcohol, avoid using cleaning agents containing corrosive chemicals.

Warning: Do not allow children to climb on the furniture as this may result in tipping and serious personal injury. Assemble the furniture away from the reach of children.

Warning: The sponge and cloth may be squeezed and deformed during transportation, please don't worry, after you take it out of the bag, you can gently pat the sponge to speed up the recovery of elasticity, or leave it for a few days, it can recover to its original elasticity.

Warning: Fabrics can fade or change color in direct sunlight. Minimize direct sunlight exposure to extend the life of your furniture.



[FR]

Attention : Veuillez lire attentivement ces instructions avant de commencer l'assemblage. Vérifiez que vous disposez de tous les composants et outils répertoriés sur les pages. Conservez les instructions pour référence ultérieure. Certaines parties de l'assemblage seront plus faciles à 2 personnes. Demandez l'aide d'un professionnel si nécessaire.

Attention : Veuillez placer toutes les pièces sur une surface plane. Placez une couverture douce ou similaire en dessous pour les protéger des rayures ou des taches. Évitez de faire glisser les composants sur le sol.

Attention : Vérifiez régulièrement tous les accessoires et fixations pour vous assurer qu'ils sont bien fixés et pour éviter les accidents. Si des pièces manquent, sont cassées, endommagées ou usées, cessez d'utiliser le produit jusqu'à ce que les réparations aient été effectuées à l'aide de pièces agréées par l'usine.

Attention : Ne placez pas les meubles à proximité de sources de feu ou d'objets à haute température pour éviter tout risque d'incendie. Ne placez pas les meubles dans des environnements humides pour éviter tout dommage matériel.

Attention : Nettoyez les meubles avec un chiffon humide ou de l'alcool, évitez d'utiliser des produits de nettoyage contenant des produits chimiques corrosifs.

Attention : Ne laissez pas les enfants grimper sur les meubles car cela pourrait entraîner un basculement et des blessures graves. Assemblez les meubles hors de portée des enfants.

Attention : L'éponge et le chiffon peuvent être comprimés et déformés pendant le transport, ne vous inquiétez pas, après l'avoir sorti du sac, vous pouvez tapoter doucement l'éponge pour accélérer la récupération de l'élasticité, ou la laisser pendant quelques jours, elle peut retrouver son élasticité d'origine.

Attention : Les tissus peuvent se décolorer ou changer de couleur en plein soleil. Réduisez l'exposition directe au soleil pour prolonger la durée de vie de vos meubles.



[IT]

Attenzione: leggere attentamente queste istruzioni prima di iniziare il montaggio. Verificare di avere tutti i componenti e gli strumenti elencati nelle pagine. Conservare le istruzioni per riferimento futuro. Alcune parti del montaggio saranno più facili con 2 persone. Se necessario, chiedere assistenza professionale.

Attenzione: posizionare tutte le parti su una superficie piana. Posizionare una coperta morbida o simile sotto per proteggere da graffi o macchie. Evitare di trascinare o far scivolare i componenti sul pavimento.

Attenzione: controllare regolarmente tutti i raccordi e i dispositivi di fissaggio per assicurarsi che siano sicuri e per prevenire incidenti. Se alcune parti sono mancanti, rotte, danneggiate o usurate, interrompere l'uso del prodotto fino a quando non siano state effettuate le riparazioni utilizzando parti autorizzate dalla fabbrica.

Attenzione: non posizionare i mobili vicino a fonti di fuoco o oggetti ad alta temperatura per evitare il rischio di incendio. Non posizionare i mobili in ambienti umidi per evitare danni materiali.

Attenzione: pulire i mobili con un panno umido o alcol, evitare di utilizzare detergenti contenenti sostanze chimiche corrosive.

Attenzione: non consentire ai bambini di arrampicarsi sui mobili poiché ciò potrebbe causare ribaltamenti e gravi lesioni personali. Montare i mobili lontano dalla portata dei bambini.

Attenzione: la spugna e il panno potrebbero schiacciarsi e deformarsi durante il trasporto, non preoccuparti, dopo averli tolti dalla borsa, puoi picchiettare delicatamente la spugna per accelerare il recupero dell'elasticità, oppure lasciarla per qualche giorno, in modo che possa recuperare la sua elasticità originale.

Attenzione: i tessuti possono sbiadire o cambiare colore alla luce solare diretta. Riduci al minimo l'esposizione alla luce solare diretta per prolungare la durata dei tuoi mobili.



[ES]

Advertencia: Lea estas instrucciones completamente antes de comenzar el montaje. Compruebe que tiene todos los componentes y herramientas que se enumeran en las páginas. Conserve las instrucciones para consultarlas más adelante. El montaje de algunas partes será más sencillo con 2 personas. Busque ayuda profesional si es necesario.

Advertencia: Coloque todas las piezas sobre una superficie plana. Coloque una manta suave o algo similar debajo para protegerlas de rayones o manchas. Evite arrastrar o deslizar los componentes por el piso.

Advertencia: Revise regularmente todos los accesorios y fijaciones para asegurarse de que estén seguros y evitar accidentes. Si falta alguna pieza, está rota, dañada o desgastada, deje de usar el producto hasta que se hayan realizado las reparaciones con piezas autorizadas de fábrica.

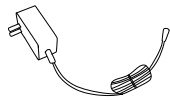
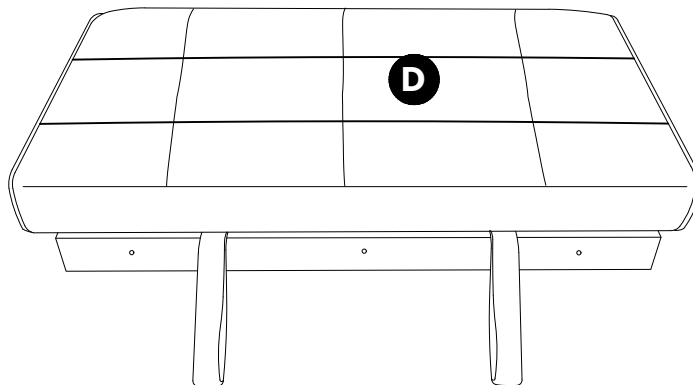
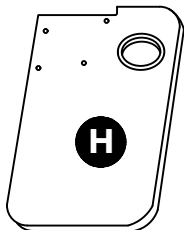
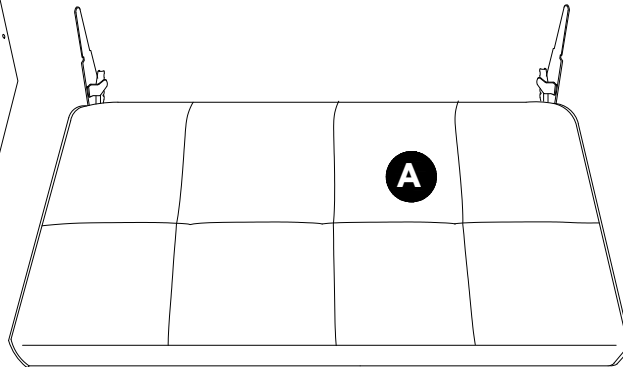
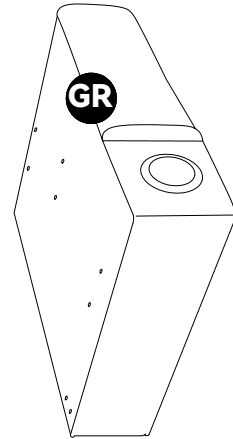
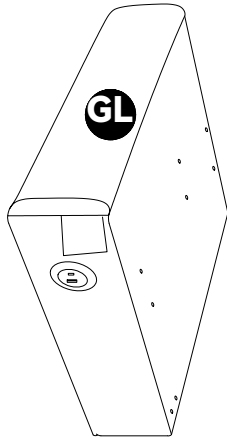
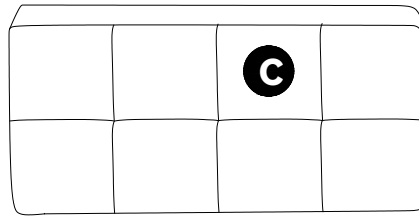
Advertencia: No coloque los muebles cerca de fuentes de fuego u objetos a alta temperatura para evitar el riesgo de incendio. No coloque los muebles en ambientes húmedos para evitar daños materiales.

Advertencia: Limpie los muebles con un paño húmedo o alcohol, evite usar agentes de limpieza que contengan químicos corrosivos.

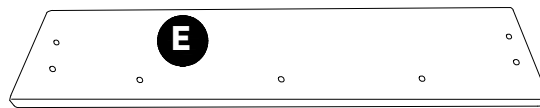
Advertencia: No permita que los niños se suban a los muebles ya que esto puede provocar que se vuelquen y lesiones personales graves. Monte los muebles fuera del alcance de los niños.

Advertencia: La esponja y el paño pueden apretarse y deformarse durante el transporte. No se preocupe, después de sacarlo de la bolsa, puede dar golpecitos suaves a la esponja para acelerar la recuperación de la elasticidad, o dejarlo unos días, puede recuperar su elasticidad original.

Advertencia: Las telas pueden desteñirse o cambiar de color con la luz solar directa. Minimice la exposición directa a la luz solar para prolongar la vida útil de sus muebles.



W X1



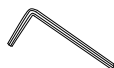
Y x4



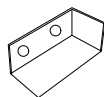
Z x4



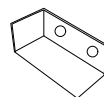
1 x28
M6x15MM



2 x1



3-L x1



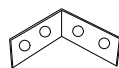
3-R x1



4 x4



M6x30MM
5 x3



6 x2

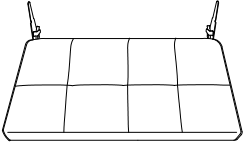


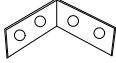
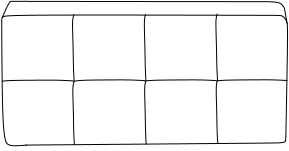



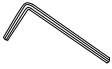

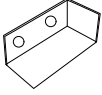

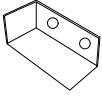




M5x15MM
7 x24

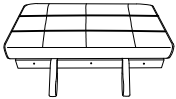


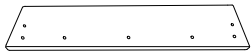
8 x6

N625P352301

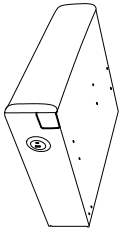
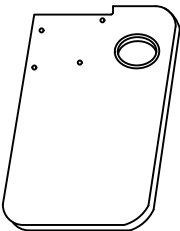
A		x1	5	 M6x30MM	x3
B		x1	6		x2
C		x1	7	 M5x15MM	x24
1	 M6x15MM	x28	8		x6
2		x1	W		x1
3-L		x1	Y		x4
3-R		x1	Z		x4
4		x4			

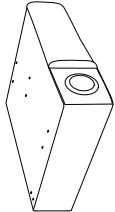

N625P352302

D		x1
----------	---	-----------

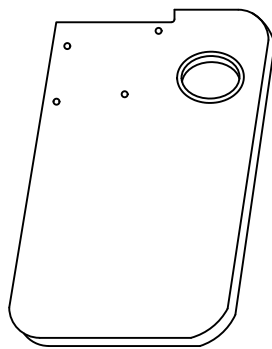
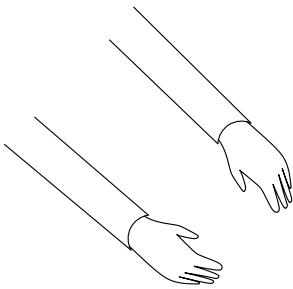
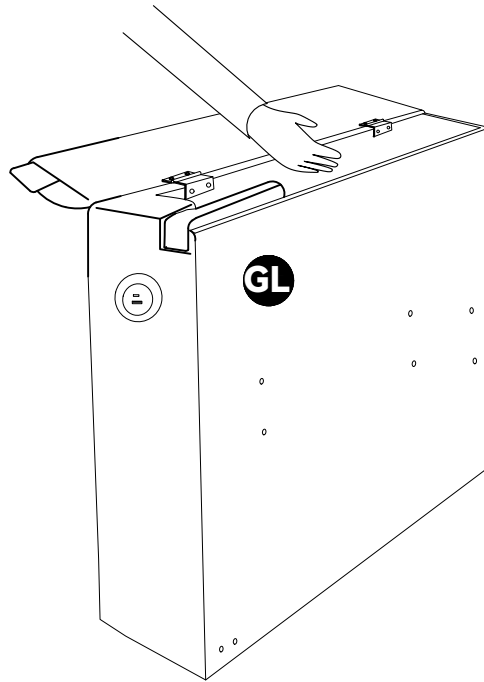
E		x1
----------	---	-----------

N625P352303


GL		x1
H		x1

GR		x1
F		x2

1



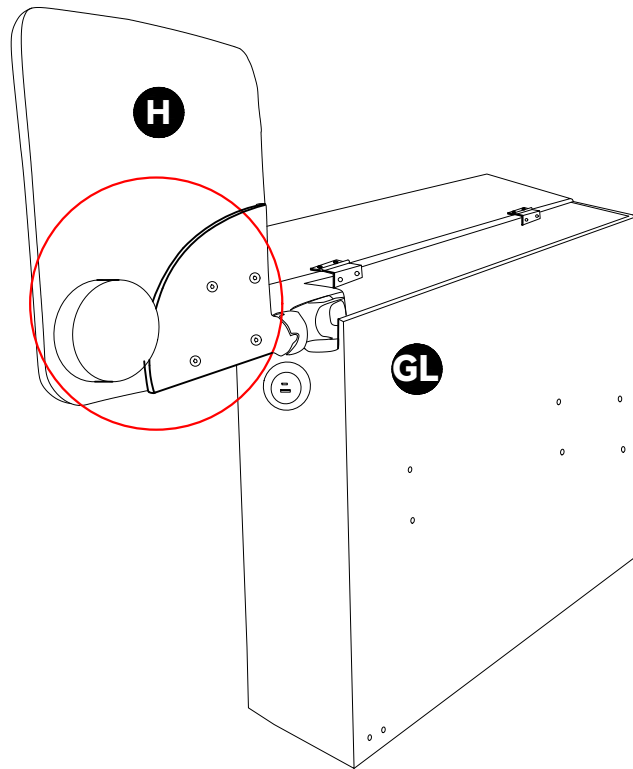
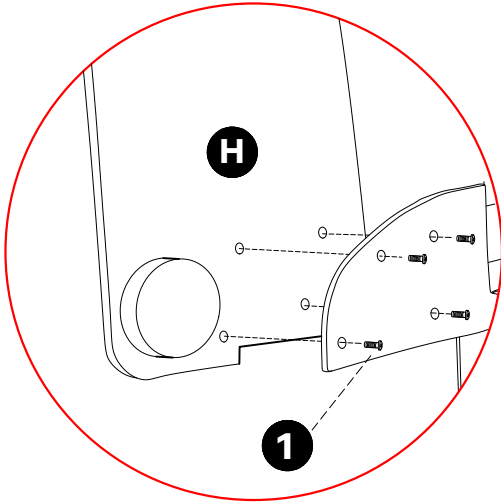
H × 1




F × 2

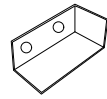
2


M6×15MM
1 ×4

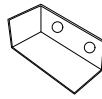


3


M6×15MM
1 ×12



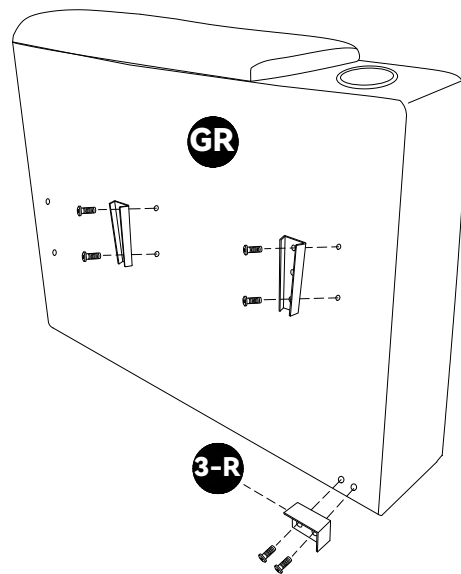
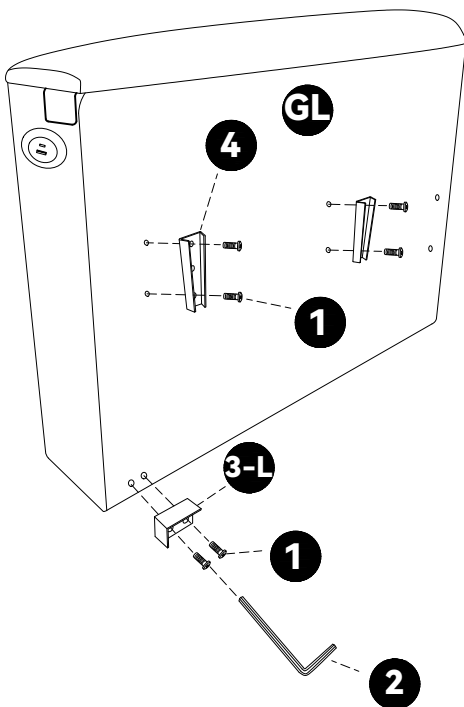
3-L ×1



3-R ×1



4 ×4



4

M6×15MM

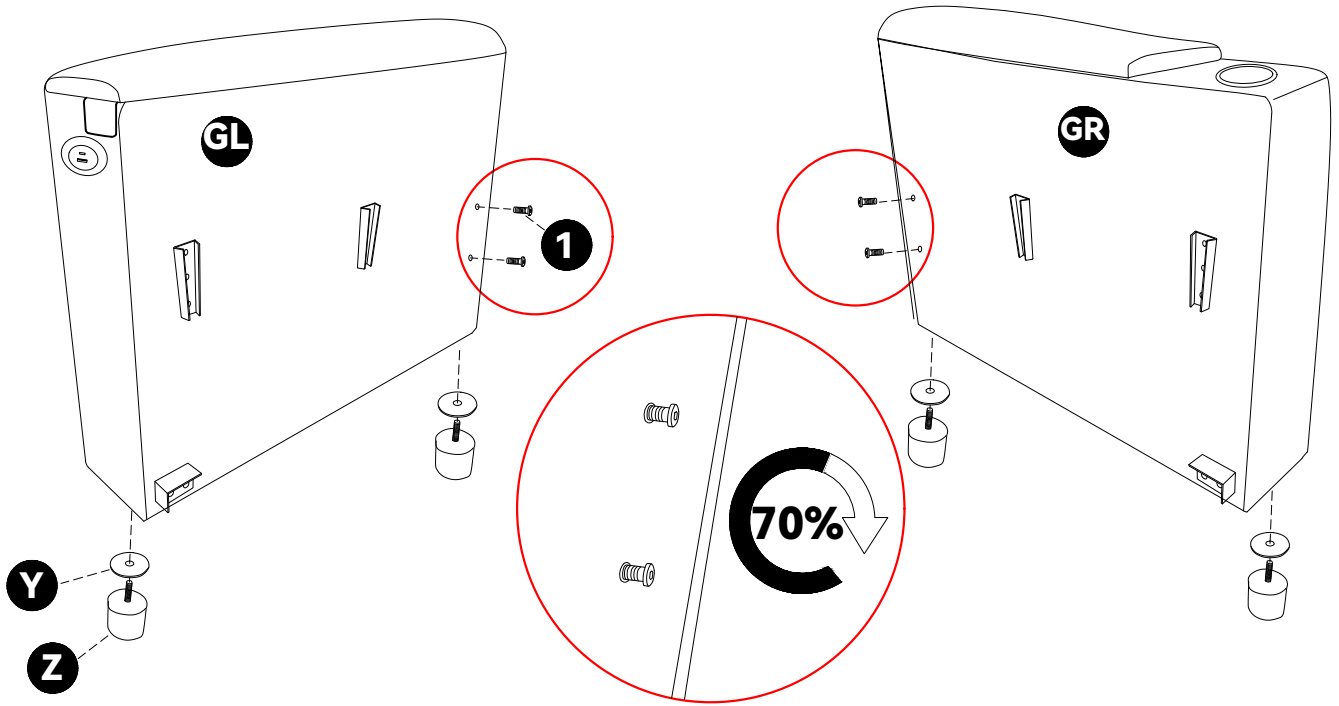
1 × 4



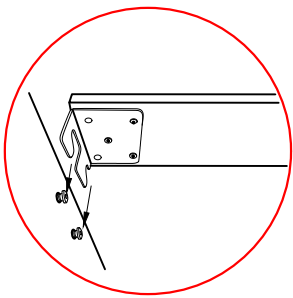
Y × 4



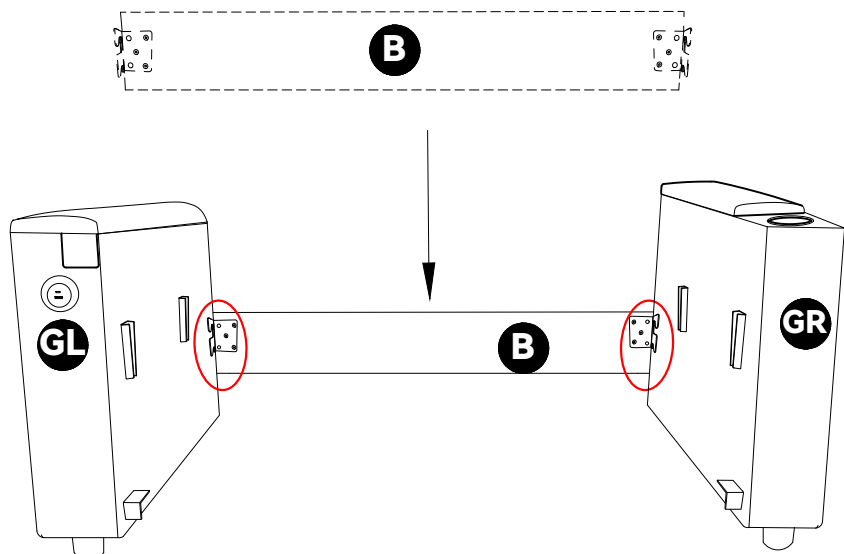
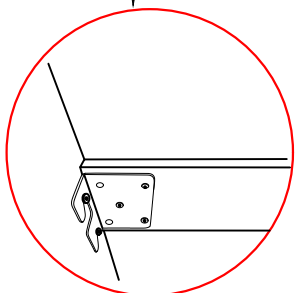
Z × 4



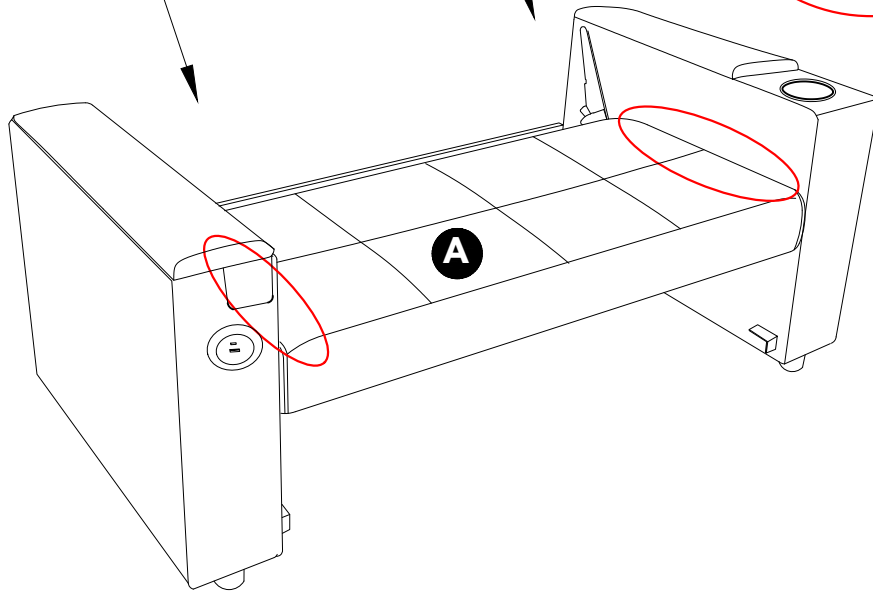
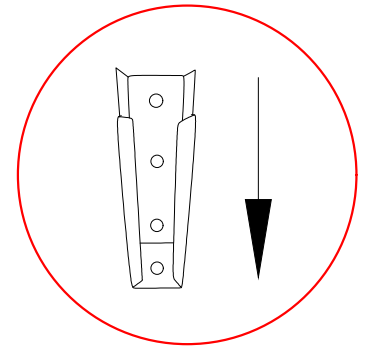
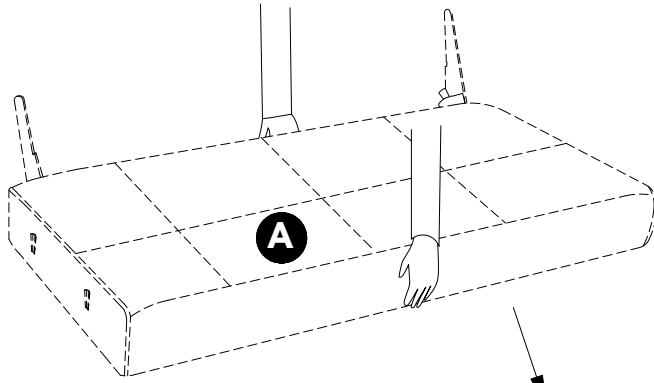
5



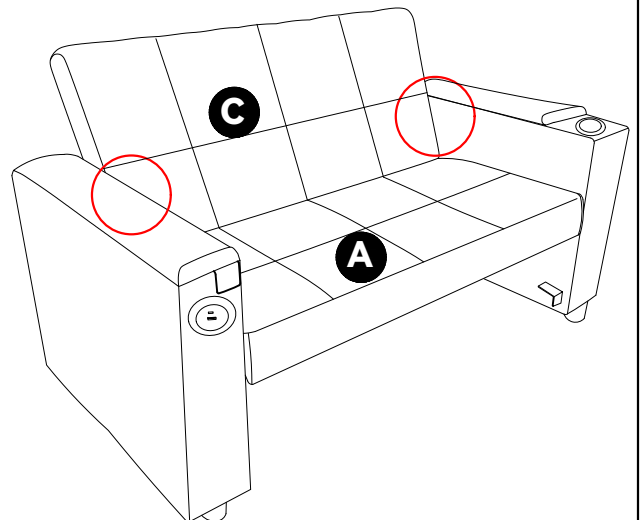
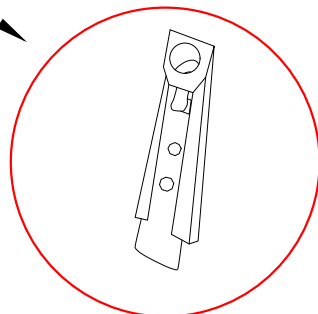
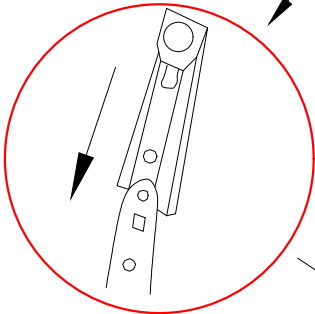
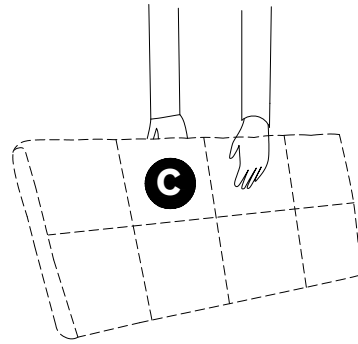
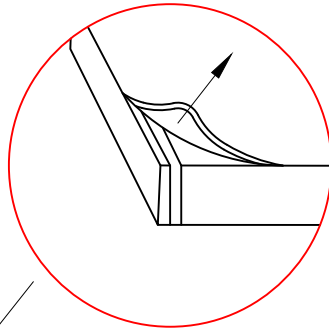
100%





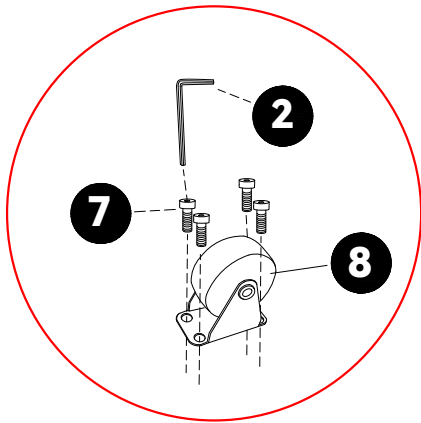
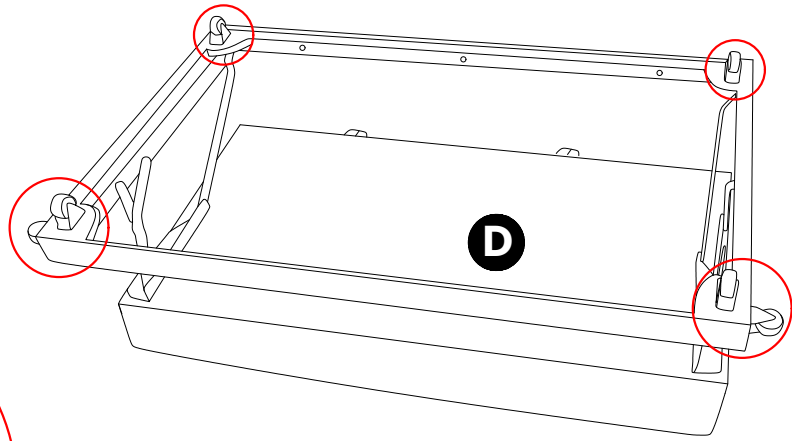
6


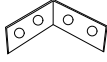



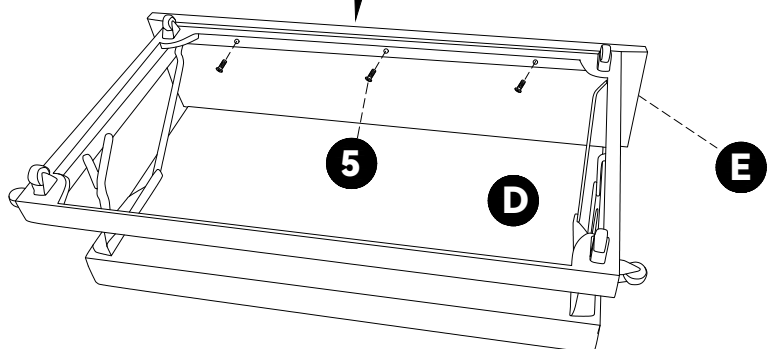
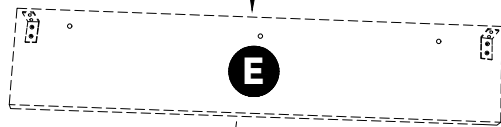
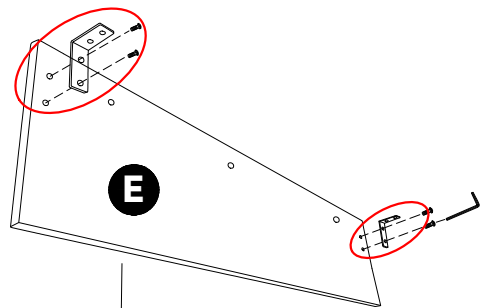
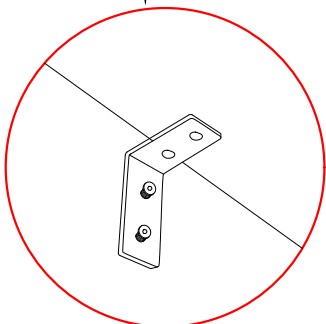

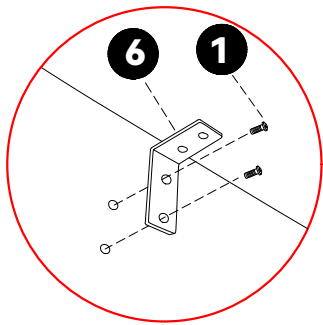
7




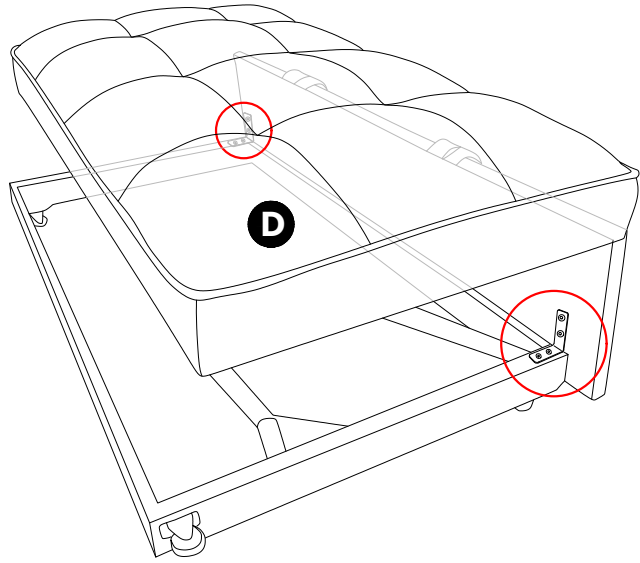
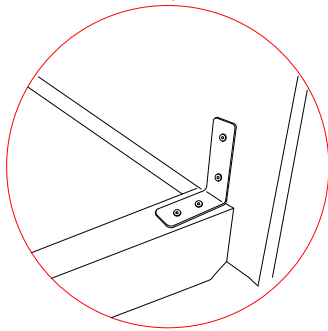
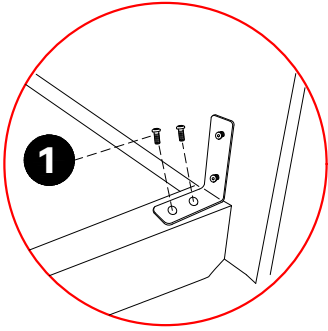
8	 M5×15MM	
	7 ×24	8 ×6




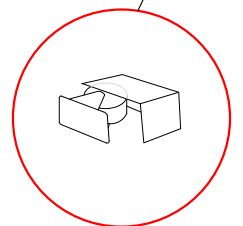
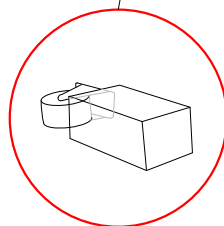
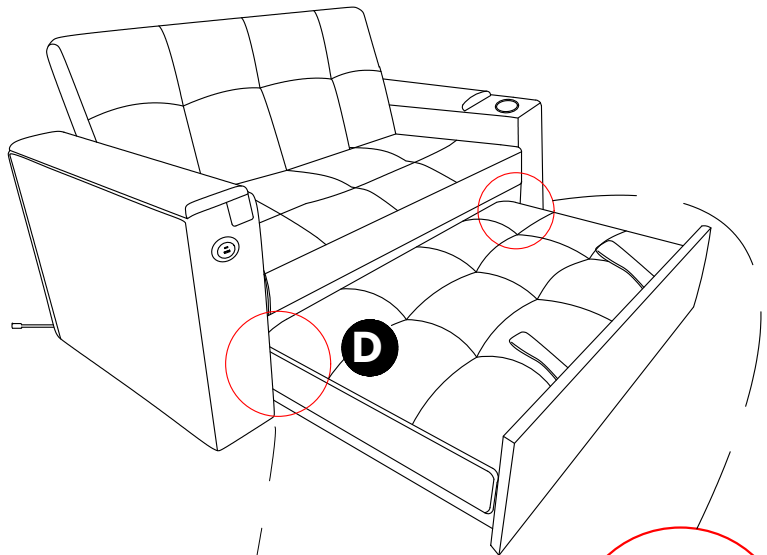
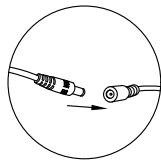
9	 M6×15MM		 M6×30MM
	1 ×4	6 ×2	5 ×3




10  **M6x15MM**
1 x4




11  **W** x1



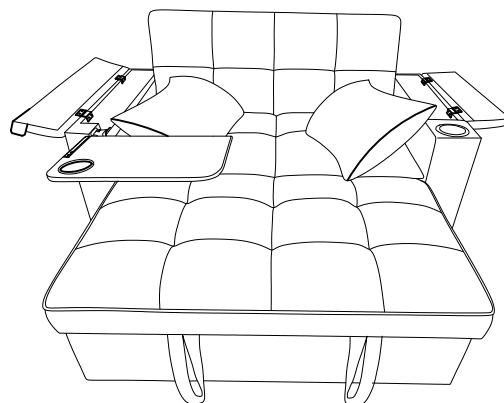
12

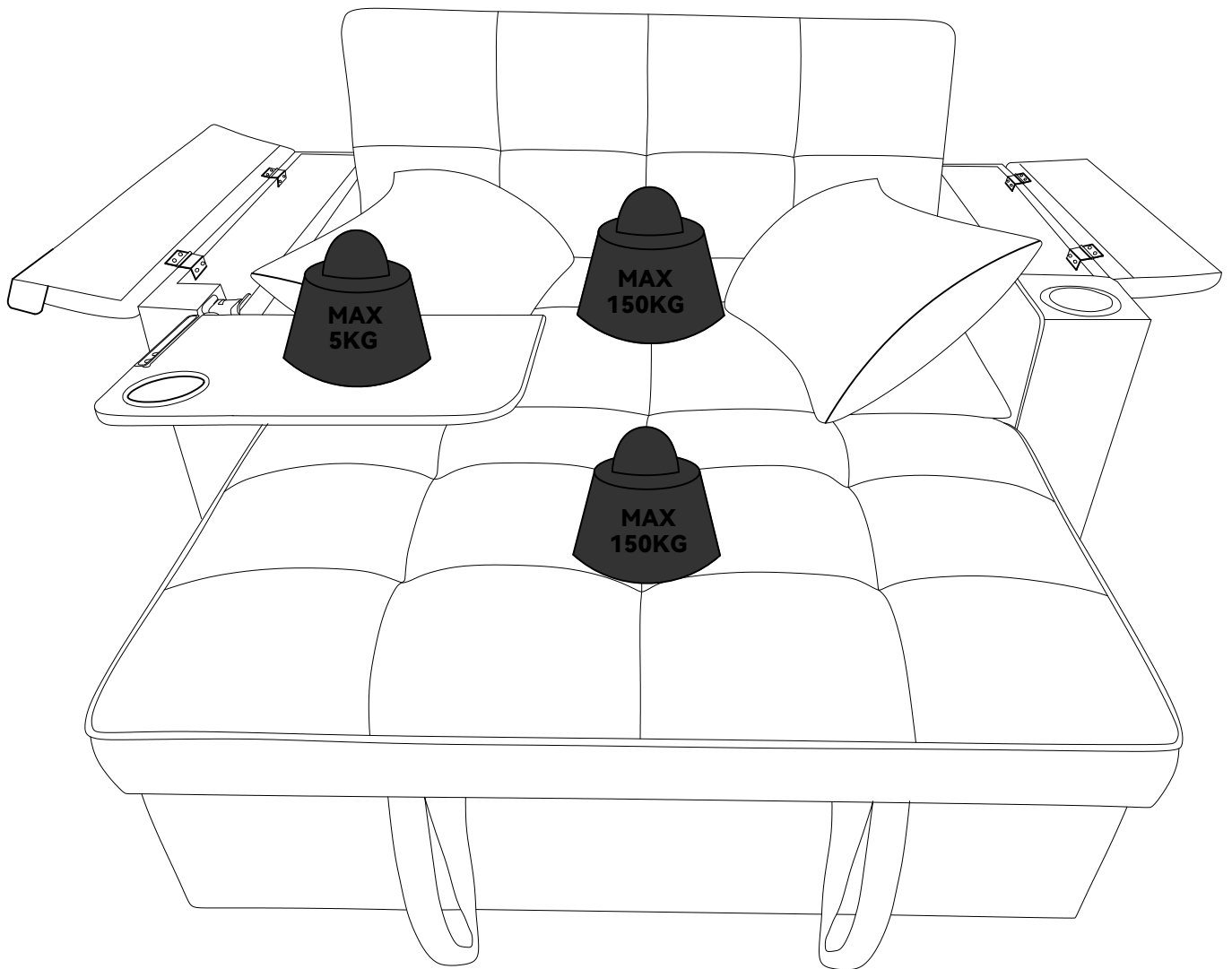


13



OR





MAX
5KG

MAX
150KG

MAX
150KG



中国认可
国际互认
检测
TESTING
CNAS L5795

Dongguan NTC Co., Ltd.
Building D, Gaosheng Science and Technology park,
Hongtu road, Nancheng district, Dongguan city, Guangdong province, China
www.ntc-c.com Tel: +86-769-2202 2444 Fax: +86-769-2202 2799



CERTIFICATE OF CONFORMITY

EC Council Directive 2014/30/EU
Electromagnetic Compatibility
Registration No.: NTC2305073EV00

Applicant : Shenzhen Yongchang Zhixing Electronics Co., Ltd.
Address : Room 401, No.4, No.48, Zhangbei Road, Zhangbei Community,
Longcheng Street, Longgang District, Shenzhen, Guangdong

Manufacturer : Shenzhen Yongchang Zhixing Electronics Co., Ltd.
Address : Room 401, No.4, No.48, Zhangbei Road, Zhangbei Community,
Longcheng Street, Longgang District, Shenzhen, Guangdong

Factory : Shenzhen Yongchang Zhixing Electronics Co., Ltd.
Address : Room 401, No.4, No.48, Zhangbei Road, Zhangbei Community,
Longcheng Street, Longgang District, Shenzhen, Guangdong

E.U.T. : AC/DC ADAPTER

Brand Name : N/A

Model No. : YCZX-xxxyyyyza, YCZX-0502000, YCZX-1201000, YCZX-2400500
("xxx" indicates output voltage, "yyyy" indicates output current)

Standard : EN 55032: 2015+A1: 2020
EN IEC 61000-3-2: 2019+A1: 2021
EN 61000-3-3: 2013+A2: 2021
EN 55035: 2017+A11: 2020



Iori Fan
June 05, 2023

The certificate of conformity is based on an evaluation of a sample of the above mentioned product. Technical report and documentation are at the applicant's disposal. This is to certify that the tested sample is in conformity with all provisions of Annex I of Council Directive 2014/30/EU, in its latest amended version, referred to EMC Directive. The certificate does not imply assessment of the production and does not permit the use of Lab's logo.

CERTIFICATE OF CONFORMITY

Low Voltage Directive 2014/35/EU

Registration No.: NTC2305075SV00

Applicant : Shenzhen Yongchang Zhixing Electronics Co., Ltd.
Address : Room 401, Building 4, No.48 Zhangbei Road, Zhangbei Community,
Longcheng Street, Longgang District, Shenzhen City , Guangdong,
P.R. China

Manufacturer : Shenzhen Yongchang Zhixing Electronics Co., Ltd.
Address : Room 401, Building 4, No.48 Zhangbei Road, Zhangbei Community,
Longcheng Street, Longgang District, Shenzhen City , Guangdong,
P.R. China

Factory : Shenzhen Yongchang Zhixing Electronics Co., Ltd.
Address : Room 401, Building 4, No.48 Zhangbei Road, Zhangbei Community,
Longcheng Street, Longgang District, Shenzhen City , Guangdong,
P.R. China

Product Name : AC/DC ADAPTER

Brand Name : No trade mark

Identification : **Model No.** : YCZX-xxxyyyyyAG, (xxx, yyyy are variables, see table
A in test report's page 5 for details)

Rating : **Input** : 100-240V~ 50/60Hz, 0.5A MAX
Output : see table B in test report's page 6 for details

Standard : EN 62368-1:2014+A11:2017



Ryan Luo
June 02, 2023

The certificate of conformity is based on an evaluation of a sample of the above-mentioned product. Technical report and documentation are at the applicant's disposal. This is to certify that the tested sample is in conformity with all provisions of Annex I of Council Directive 2014/35/EU, referred to the Low Voltage Directive. The certificate does not imply assessment of the production and does not permit the use of Lab's logo.