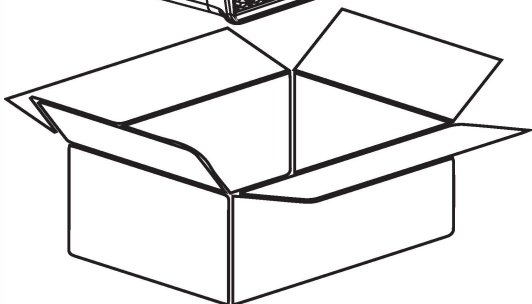
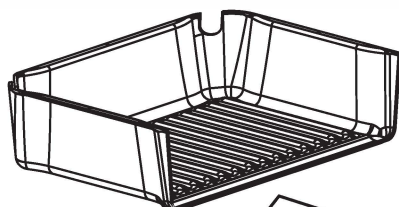


# Learniture™

## Hardware pack



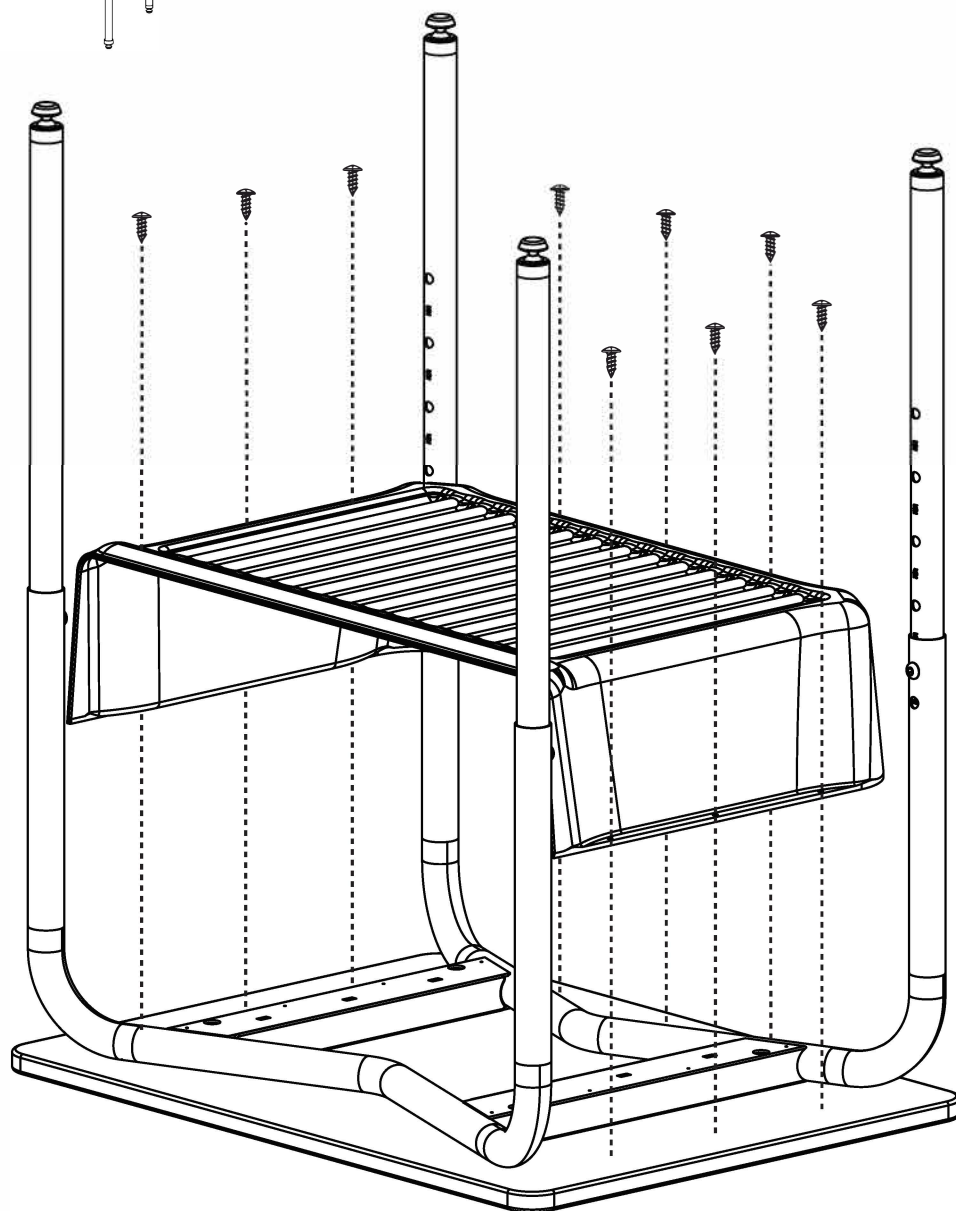
x (9)pc



## Required tools



## Optional tools



## To install plastic book box:

Flip desk over and place on a non-marring work surface, taking care to protect the desktop. Unbox book box and place over frame. The book box should self locate. Confirm even spacing to edges on all (4) sides. Locate hardware pack. Using a Phillips head drive and included (9)pc Phillips head screws, mount book box to desktop. Be sure not to over tighten or compress book box while mounting to desktop as this could result in distortion or damage to mounting points.

In order to avoid possible injury, do not use this desk for anything other than its intended purpose. Take care to regularly inspect your desk for metal fatigue, loose connections, and damaged or missing hardware. Clean surfaces with mild soap and water.

Learniture School Desk frames are warranted from any defects in design, workmanship, assembly or material for 15 Years. Plastic desk tops are warranted for 15 years, 10 years on wood composite tops. While under warranty School Outfitters will repair or replace any defective part(s) to the original purchaser. Warranty excludes misuse, abuse, accidental damage, normal wear and tear, as well as failure to provide reasonable maintenance. For additional information on maintenance or reorders, contact **School Outfitters** at **1-800-260-2776** or by visiting us on the web at **[schooloutfitters.com](http://schooloutfitters.com)**



Assembled in North America from globally sourced parts.  
Meets or Exceeds ANSI/BIFMA standards for Educational Seating.



**SCHOOL  
OUTFITTERS**

*Furnishing great  
places to learn.*