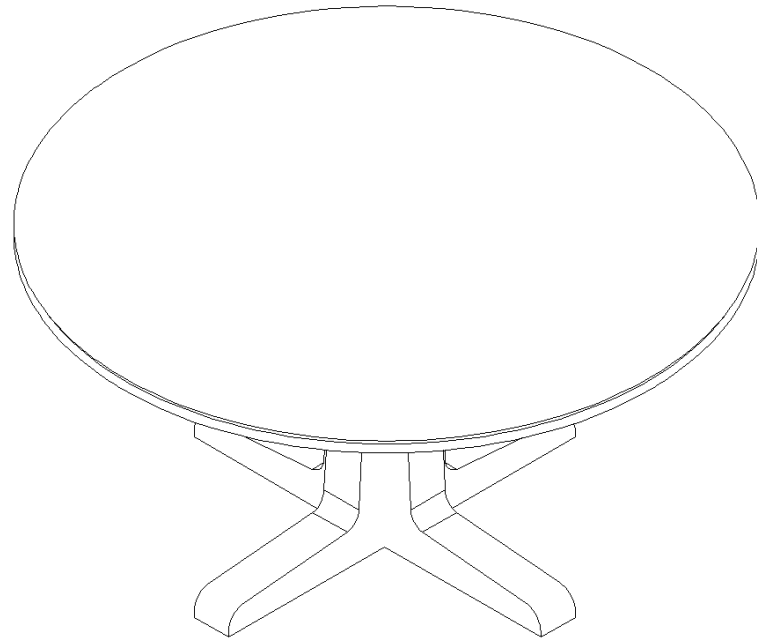



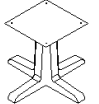


ASSEMBLY INSTRUCTIONS.

DINING TABLE NATURAL



THANK YOU FOR YOUR PURCHASE!

PARTS AND HARDWARE.

NO.	DESCRIPTION	IMAGE	Q'TY
①	BODY		1
②	LEGS		1
③	FLAT WASHER φ8-16		4
④	BOLT M8x20		4
⑤	ALLEN KEY		1

NOTES.

Thank you for purchasing this quality product! Be sure to check all packing material carefully for small part that may have come loose inside the carton during shipping.

Caution: The item is heavy, assembly should be performed by two people.

STEP 1

