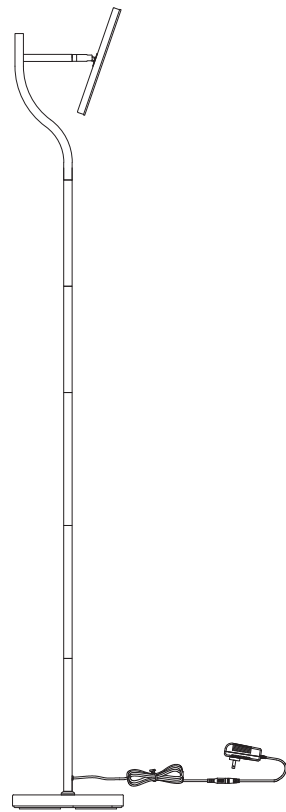
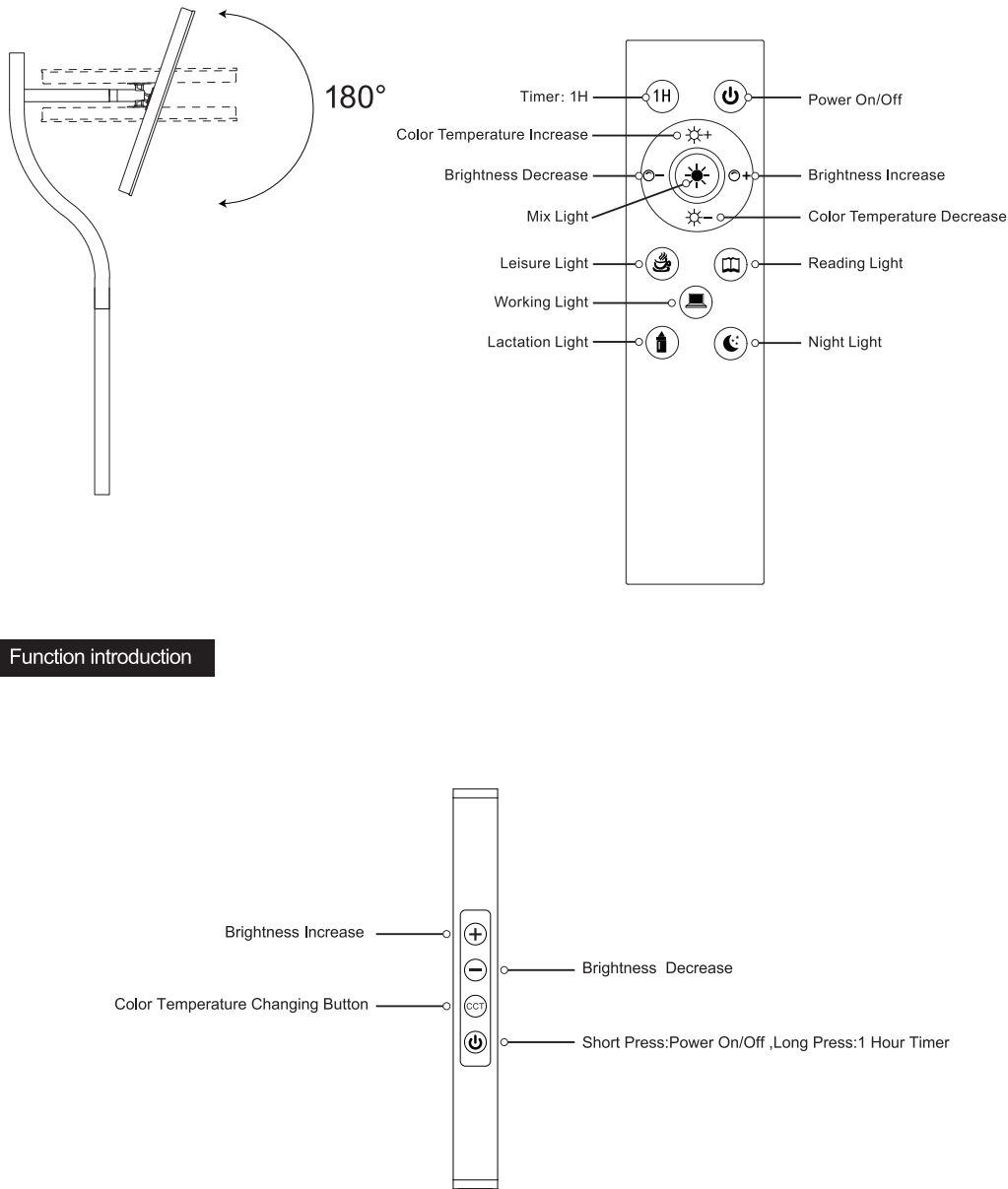
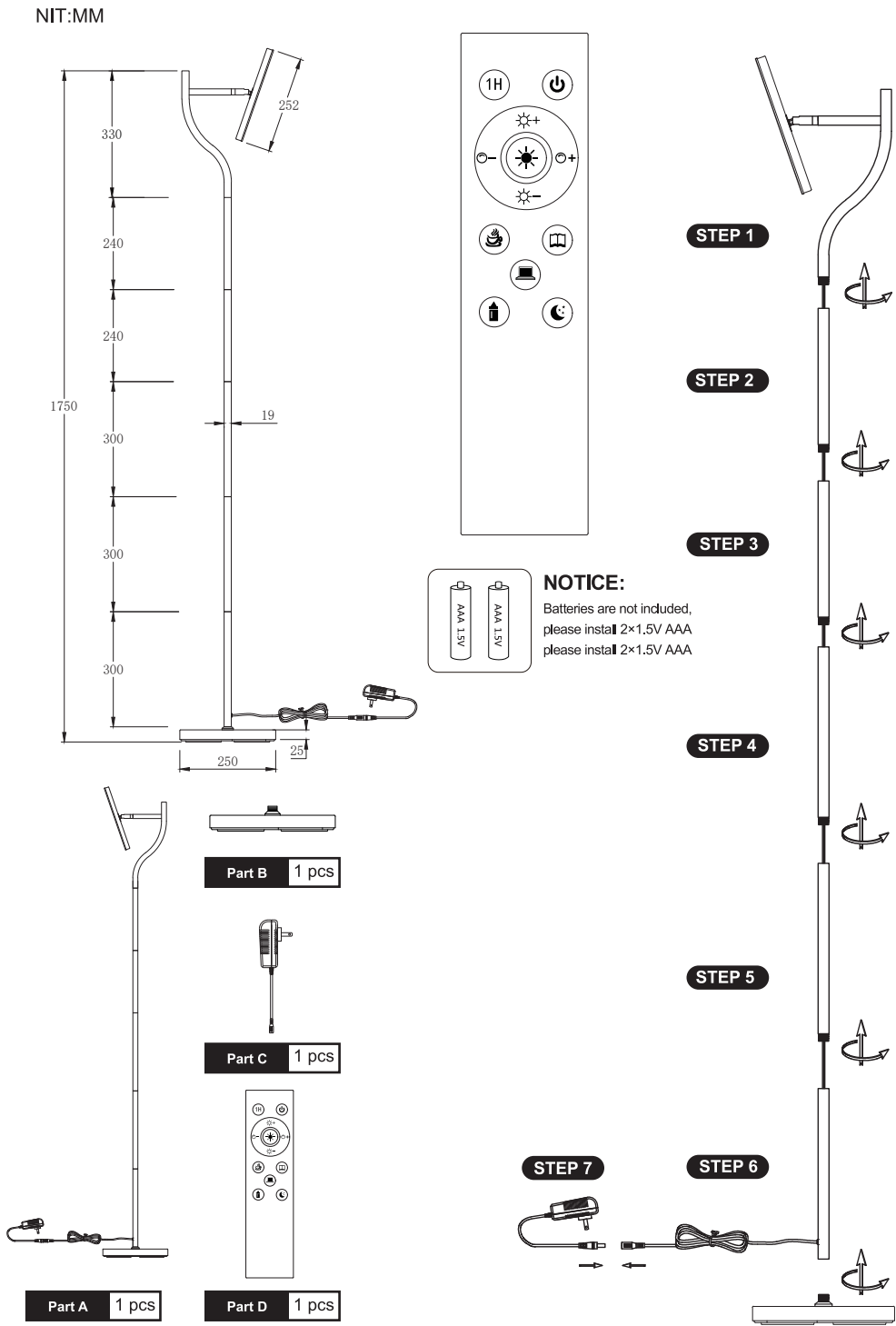


LED FLOOR LAMP

MF30008
User Manual



Thank you for purchasing our product, please read the user manual before use and keep it properly for future reference.



Attention: The remote control needs to be paired before use.

How to pair the remote control with the light

- 1.The remote control should be equipped with batteries.
- 2.Keep long press the on-off key (the first button on the left side of the remote control) of the remote control for more than 5 seconds. And plug the power into the socket when pressing.
- 3.If the light flickers, it indicates that the pairing is successful. The remote control can now be used.

Product Parameters

Dimension	L294*W250*H1750mm
Material	Iron +PC
Finish	Matt Black
Rated Wattage (W)	30W
Rated Voltage(V)	AC100V~240V
Adapter Voltage	DC24V 1.5A
Rated Frequency (Hz)	50/60Hz
Color temperature (K)	3000K-6000K
Brightness	2100LM
Colour rendering (Ra)	≥80
Switch	Pushbutton switch + remote control

NOTICE

- 1.Read the instructions before using the lamp.
- 2.To ensure long lifetime keep the lamp away from damp, hot or corrosive environments
- 3.Check for transport damage after receiving the packaged lamp.
- 4.Do not disassemble or repair the lamp if you are not qualified
- 5.Use it with appropriate voltage.
- 6.Do not use frayed appliances or damaged cables.
- 7.Do not touch electrical appliances with wet hands and keep it away from fluids.
- 8.Only use the offered power adapter.
- 9.Please cut off the power when the device is not used.
- 10.Only clean with dry cloth, no solvents or cleaning solutions.

WARRANTY

Warranty is provided by the seller of this device please contact your reseller for more information regarding the local warranty regulations.

