


# WM24UWH

**EAN Code** 8017709344337  
**UPC Code** 812895026443  
**Product family** Washing machines  
**Installation** Free-standing  
**Load type** Frontal load



## Programs

**Controls** Electronic  
**No. of programmes** 15  
**Programs**

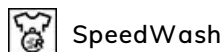
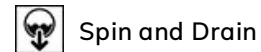
Anti-Allergen



Normal

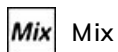
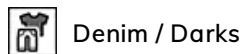
HeavyDuty

WrinkleGuard



Speed Small Loads

PowerWash



**Washing Temperature**

Cool

70°F

86°F


105°F

140°F

194°F

**Special programs**

Refresh



## Display

Residual time indicator

Delay start

Program progress indicator

## Display type



## Buttons / Options

Extra Rinse



Quick



Steam



Soak

Child lock

Program progress indicator

Display

End-of-cycle indicator

On display

## Technical Features



<b>Motor type</b>	Brushless/Inverter
<b>Electronic control</b>	Yes
<b>Program selection knob</b>	Yes
<b>Spin setting on LED display</b>	No spin/ 600/ 800/ 1200/ 1400/ Rinse hold
<b>Display/led for temperature regulation</b>	Yes
<b>Polypropylene tank</b>	Yes
<b>Drum</b>	Stainless steel
<b>Drum capacity</b>	2.30 cu. ft.

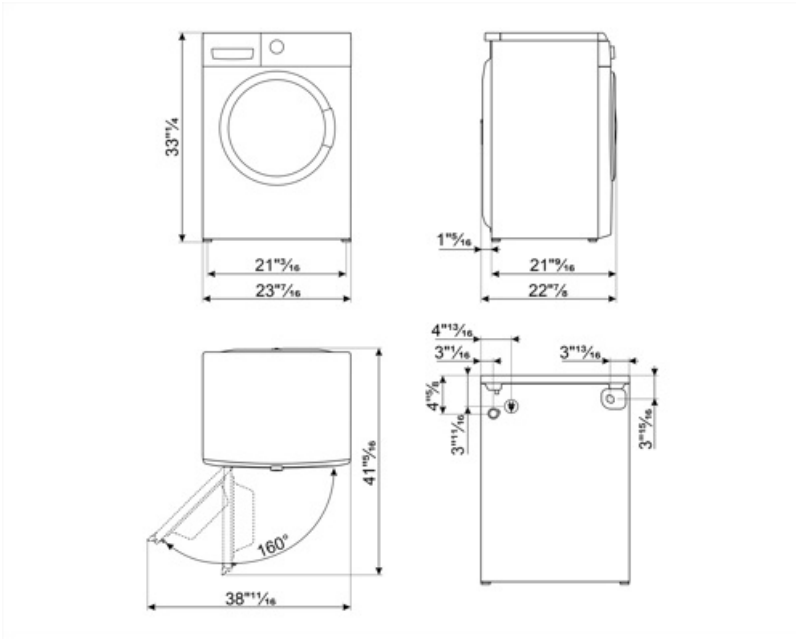
<b>Door diameter</b>	13 3/8 "
<b>Door opening</b>	160°
<b>Automatic variable load</b>	Yes
<b>Anti-foam system</b>	Yes
<b>Load balancing system</b>	Automatic
<b>Easy-to-access filter</b>	Yes
<b>Child lock</b>	Control block
<b>Watersafe system</b>	Yes

## Performance / Energy Label

Supplier's name or trademark      SMEG

## Electrical Connection

<b>Nominal power</b>	1100 W	<b>Frequency</b>	60 Hz
<b>Current</b>	10 A	<b>Power supply cable length</b>	55 1/8 "
<b>Voltage (V)</b>	120 V	<b>Plug</b>	(B) NEMA 5-15P



---

## Compatible Accessories





















---

**KITPLV2**

Kit extension for dishwasher and washing machine: lenght mt. 2



## Symbols glossary

 <p><b>Variable load:</b> In all models of washing machines is present the system of variable load, according to which the machine automatically diversifies the wash cycle and the time of operation depending on the quantity and type of laundry introduced, allowing a significant saving of water and energy power, up to 30% compared to the versions with fixed load.</p>	 <p><b>Automatic Load Balancing:</b> provides an ideal distribution of laundry in the drum. In case if the imbalance is detected, the rotation speed starts being controlled in such way to evenly redistribute laundry in the drum, and thus reduce vibration.</p>
 <p><b>Child lock:</b> some models are fitted with a device to lock the programme/cycle so it cannot be accidentally changed.</p>	 <p><b>LED display:</b> to show programmes, functions and options selected and the time to the end of the cycle.</p>
 <p><b>34 cm:</b> Large loading hatch of 34 cm in diameter, makes laundry loading and unloading easier and faster with maximum ease of use.</p>	 <p>This option advises when the periodic cleaning of the filters is needed, in order to avoid forgetfulness and thus guarantee the perfect functioning of the dryer over time. The convenient position of the filters makes maintenance fast and extremely simple.</p>
 <p><b>Inverter technology:</b> The evolution of Smeg's driers towards more intelligent and environmentally sustainable models has led to the choice of using Inverter technology with heat pumps, which reduces significantly energy consumption.</p>	 <p><b>Antiallergic:</b> Antiallergic program with particular attention to the total removal of residual detergent.</p>
 <p><b>Cleaning programme:</b> A cleaning programme has been created to maintain the performance of washer/dryers. The display shows automatically when cleaning is required.</p>	 <p>To drain the water in the machine.</p>
 <p><b>Hand wash:</b> this specific programme for delicate fabrics uses slower rotations of the drum to ensure the utmost care for clothing.</p>	 <p><b>Jeans:</b> a washing cycle which is kind to the colour and fabric of denim whilst minimising wrinkles.</p>
 <p><b>Mixed fabrics:</b> this cycle is designed for lightly soiled laundry in a mix of cottons and synthetics, or can be used just to refresh stored items.</p>	 <p><b>Super fast:</b> a programme designed to wash small amounts of laundry fast, ideal for washing lightly soiled garments.</p>
 <p><b>Refresh:</b> an ideal program to refresh the garments that have been kept for a long time indoors and eliminate unpleasant odors, without having to wash.</p>	 <p><b>Extra rinse:</b> The Extra rinse option: can be added to the selected programme when more thorough cleansing of special fabrics is needed.</p>
 <p><b>Gym:</b> Gym, a cycle designed for washing lightly soiled garments, ie sports wear, this is a fast wash which is also kind to fabrics.</p>	 <p>Option that allow to reduce times of the selected program.</p>
 <p>SOAK_72dpi</p>	 <p><b>Steam Option:</b> the steam is perfect for smoothing out creases, refreshing fabrics, neutralizing odors and releasing dirt, destroying allergens more quickly than by washing the item in water.</p>



---

Jeans / Dark garments: Special cycle designed to meet the washing needs of jeans or dark garments. The program allows you to wash the garments respecting colors and minimizing creases thanks to minimal mechanical action and low temperatures.