


# Assembly Instructions



For any missing hardware, damaged parts and other problems.  
WELCOME to email us at: **service@behousewell.com**

Or call at 1-888-733-8169 Toll free  
Between 9AM and 5PM Eastern time, Monday through Friday

**\*Don't fully tighten all the bolts till the very end!**

PRE-ASSEMBLY PREPARATION:

- A cordless drill is recommended for ease of assembly.
- Clear out the space for assembly and lay out all of the parts based on the Parts List, extra room will allow you to easily determine if all the pieces are present.
- Keep small parts and pieces away from children until fully assembled.



A

Leg


4 pc



B

Table  
top


1pc



C

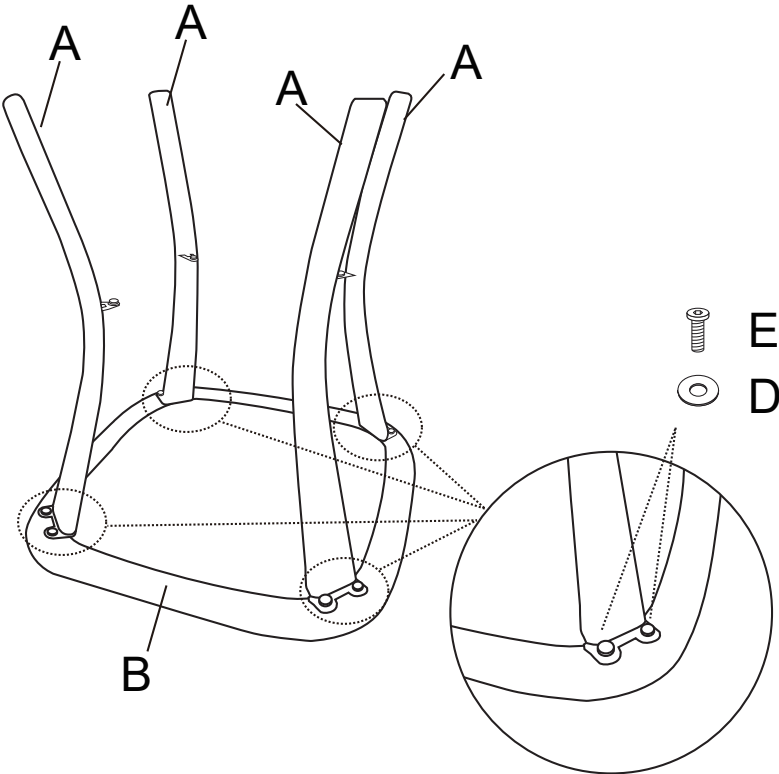
Tray

1 pc

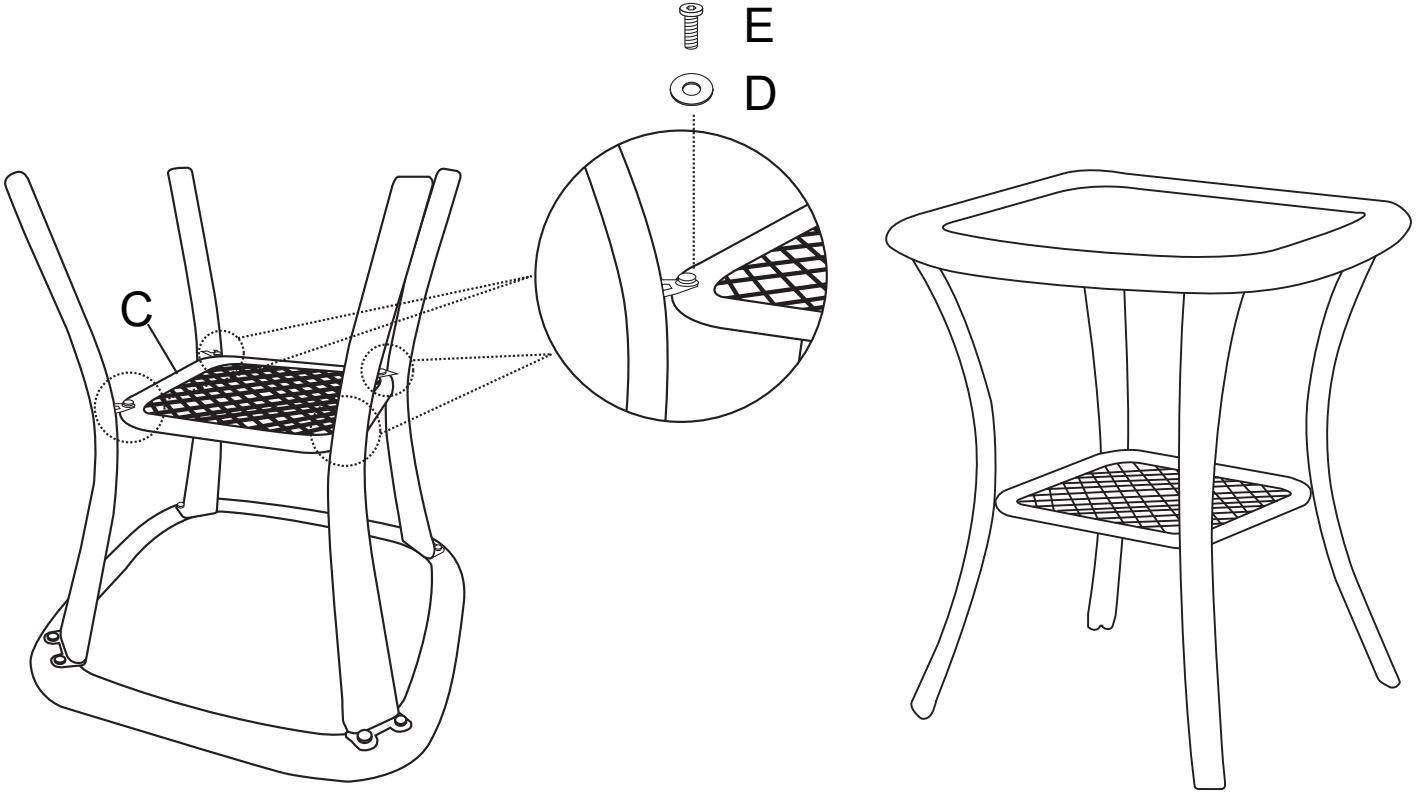




**Step 1:** Attach legs A to table top B with 8pcs bolts E and 8pcs washers D, using Allen wrench F. Note: Don't fully tighten all the bolts.



**Step 2:** Attach tray C to legs A with 4pcs bolts E and 4pcs washers D using Allen wrench F. **Note:** Please fully tighten all the bolts .Assembly is complete and the product is ready for use.



## Q & A:

**Q:** Frame drilling holes not align?

**A:** If discrepancy less than 1/8 in., please loosen other relative bolts first, then adjust parts position and re-tight all bolts.

if discrepancy more than 1/4 in., it should be parts deformation during violent transportation, please contact us for parts replacement.

**Q:** Why cushion shrink packing and how to help it rebound faster?

**A:** We shrink packing cushion is to improve product value to cost, because it can save transport cost a lot. We filled it with more and high-quality filling than normal cushion to make sure it can be fully rebound. Following up this video( <https://youtu.be/IZAIHQ9laI> )method to speed up rebounding.

**Q:** Coffee table legs un-even?

**A:** Loosen bolts, then press table downwards, then tighten bolts again. If it can not solve problem, please contact us for parts replacement.

**Q:** Wicker colors different on parts?

**A:** We make wicker stripes to fit for nature environment, colors may various circularly. So when those wicker stripes hand-woven on product randomly, it may looks different on parts.

**Q:** Why some swivel plate not work well?

**A:** Swivel plate may need a running-in period like 10~20 cycles. If it still not swivel well, please contact us for swivel plate replacement.

**Q:** Bolts are not long enough for assembly sometimes?

**A:** Sometimes gaps maybe larger than the bolts to reach out when assembly, please contact us for longer bolts. After all, those parts are woven by hand-made. But after it assembled and all bolts tightened, the gaps will be disappeared, because wicker parts are flexible surface.

**Q:** Parts received damaged?

**A:** Although we had already did our best to pack products well, there are also unpredictable transport damages accident happened from time to time. When it happens, please contact our after-sales email, state the order number/which shopping platform it comes from/one of the parcel tracking number, and provide the relevant pictures of the problem, we will immediately provide you with a suitable replacement parcel.

**Q:**Received item but missing hardware or parts

**A:**Please contact our after-sales email, state the order number/which shopping platform it comes from/one of the parcel tracking number, and provide the relevant pictures of the problem, we will immediately provide you with a suitable replacement parcel.