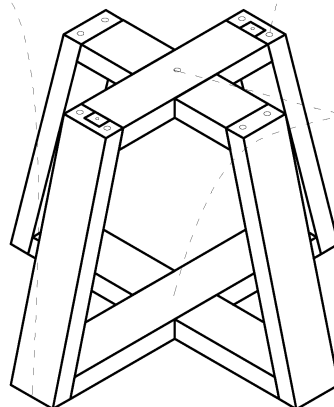
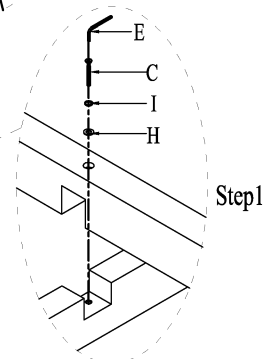
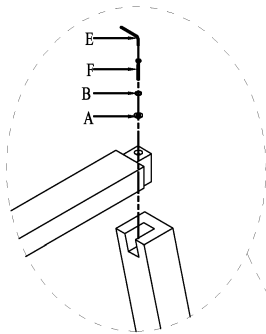
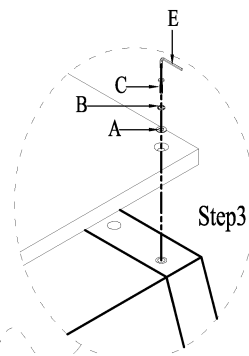
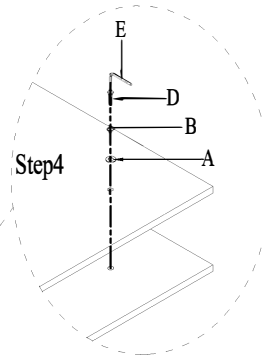
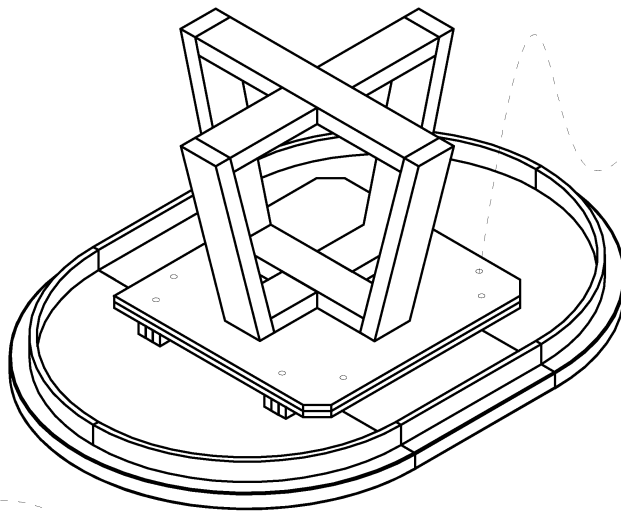
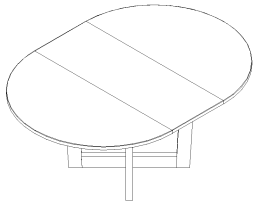


ASSEMBLY INSTRUCTION

IMPORTANT NOTES :

- . Place all wooden parts on a clean and smooth surface such as a rug or carpet to prevent the parts from being scratched.
- . Check to be sure that you have all parts and hardware.
- . Remove all wrapping materials, including staples and packing straps before you start to assemble.
- . Do not tighten all screws and bolts until completely assembled.
- . Keep all hardware out of the reach of children.



NO.	PART DESCRIPTION	QTY
A	Flat washer 5/16*19	16pcs
B	Lock washer 5/16"	16pcs
C	Bolt 5/16*32mm	10pcs
D	Bolt 5/16*25mm	8pcs
E	Allen key 4mm	1pcs
F	Bolt 5/16*38mm	2pcs