


ASSEMBLY IS A BREEZE...



Top Design



Windcups



Directional

Mount: See below

5/16" Rod (Optional)



GARDEN STAKE

60" long – pushes into ground or may be used with optional ground stake.



ROOF MOUNT

15" long – conforms to roof pitch.



4-SIDED MOUNT

The 4-Sided mount is made for mounting to a 4 or 8 sided cupola or gazebo. This mount comes with a 15" rod.



DECK MOUNT

Includes a 15" long rod – attaches to any horizontal surface with a 3" x 3" mounting plate.



POST MOUNT

Includes a 15" long rod – attaches to any vertical surface with a 3" x 3" mounting plate.


INSTRUCTIONS & TIPS

1. If the optional 5/16" x 3 ft. silver rod is included, drive the rod half way into the ground. Place the 60" garden mount over top of the rod. If the silver rod is not included simply push the 60" garden mount into the ground to desired height (minimum of 12" into the ground).
2. Place the directional over the pole (approx. 6" from the tip). Point the N to the north and tighten the screw that is located between the N and E.
3. Slide the windcups onto the pole with the ball bearing side down.
4. Place the design top onto the pole.
 - We recommend that you place a few drops of light oil on the top of the pole periodically to ensure that the design top will turn freely.


This product has been clear coated for additional beauty and durability.

Mounting screws are not included.


FULL MOUNTS



GARDEN STAKE




DECK MOUNT



POST MOUNT



4-SIDED MOUNT



ROOF MOUNT