

## LP317

### Micro LED Headlamp with Multi-color LED's




**2** CR2032  
Batteries



#### Features

- Compact, durable design
- High efficiency LED
- Single button operation
- Hat clip option
- 180° adjustable head
- Adjustable headband
- IPX4 waterproof rating
- Batteries included (2 CR2032)

#### ANSI/PLATO FL1 STANDARD

MODES	 LUMENS	 RUN TIME	 BEAM DISTANCE
Spot High	20 lm	4h 30m	- m
Spot Low	8 lm	8h 30m	- m
Red Flood	2 lm	8h 30m	- m

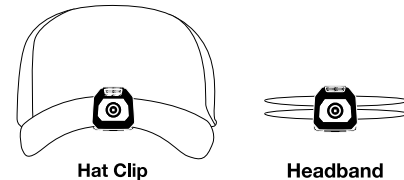
#### Operation Instructions

**On/Off:** Press and release the grey button on top of headlamp to turn on and off.



**Cycle Modes:** Press the button repeatedly to cycle through modes (Spot High/Spot Low/Red Flood/Red Strobe)

Headlamp can be worn as a hat clip using the metal clip, or as a headband using the adjustable straps.



#### Battery Replacement

The LP317 uses 2 CR2032 batteries.

To replace the batteries, pivot the head of the headlamp away from the base to expose the battery cover on the back of the light. Turn the battery cover counterclockwise until it becomes loose to remove it. Tip the headlamp down to remove the existing batteries and insert new batteries (-) side down. For best results we recommend using brand new batteries that are the same voltage and brand. Re-attach the battery cover by pressing down and turning it clockwise until tight.



If you know it will be a while between uses, we suggest removing the batteries from the head lamp and storing it in a dry, protected place.

#### Product Warranty

The LP317 has a Limited 30-Day Warranty Against Manufacturer's Defects from time of purchase.

For warranty claims please contact us by calling 801-553-8886 or sending an email to [info@simpleproducts.com](mailto:info@simpleproducts.com)