
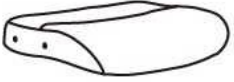
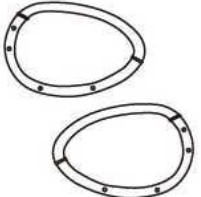






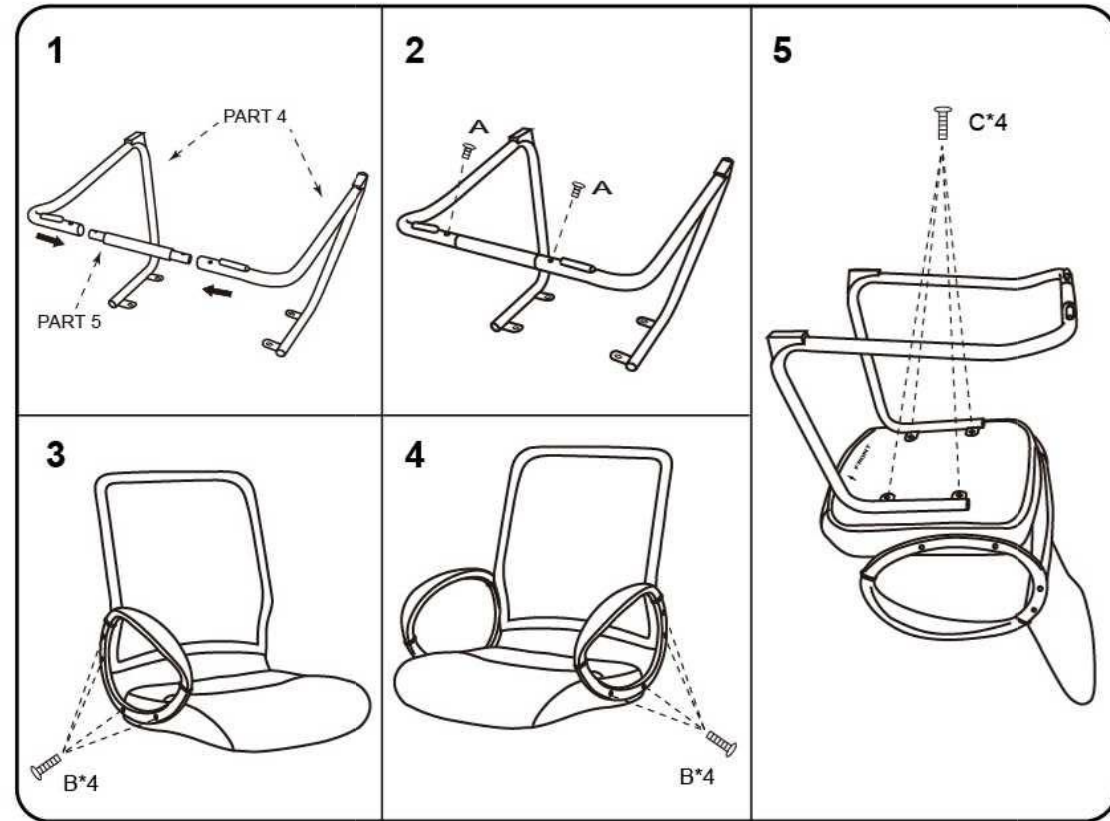


**IMPORTANT NOTICE:
HARDWARE PACKAGE IS ATTACHED
ON THE BOTTOM OF SEAT CUSHION.**

(1)x1	(2)x1	(3)x1 (L)x1 (R)
		
Back Cushion	Seat Cushion	Left & Right-Arm
(4)x1	(5)x1	(6)x1
		
Sled Base	Connecting Bar	
(A)x2		M6 X 16 CONNECTING BAR SCREW (Please find these 2 screws on sled base.)
(B)x8		M6 X 30 ARM SCREW
(C)x4		M6 X 22 SLED BASE / SEAT SCREW
(D)x1		ALLEN KEY



Insert and loosely tighten all screws. When assembly is completed, fully tighten all screws before using. This chair is only intended for sitting. Any other use will void the warranty.



For further assembly instructions, please visit our website