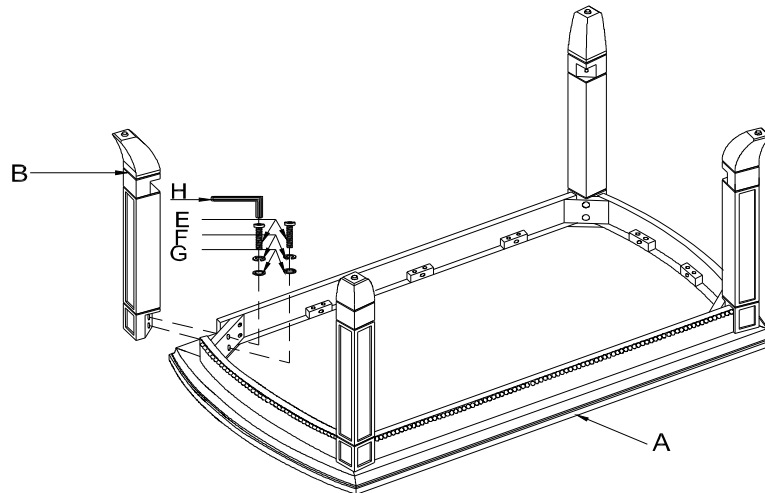


# ASSEMBLY INSTRUCTIONS

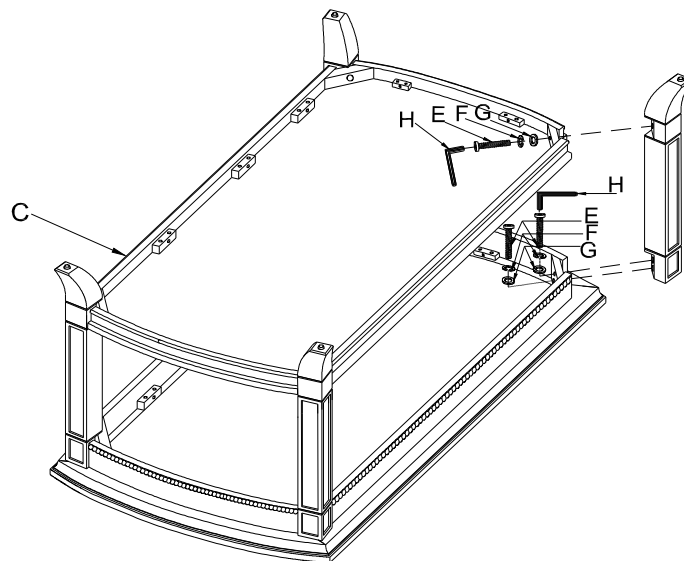
**NOTE: THIS ITEM NOT RECOMMENDED FOR COMMERCIAL USE**  
**KEEP THIS DOCUMENT FOR REFERENCE IN CASE PARTS ARE NEEDED**  
**DO NOT TIGHTEN SCREWS UNTIL COMPLETELY ASSEMBLED!!**

No	DESCRIPTION		Q' TY
A	TABLE TOP	50" X25-7/8" X 4-1/4"H	1PC
B	LEG	17-1/2" X2-5/8" X2-5/8"H	4PCS
C	BOTTOM SHELF	47" X22-1/2" X 46mmH	1PC
D	SIDE DECORATIVE FRAME	19-1/2" X10" X 1-1/2"H	2PCS
E	BOLT	5/16"X2"	12PCS
F	LOCK WASHER	5/16"	12PCS
G	FLAT WASHER	5/16" *19mm	12PCS
H	ALLEN WRENCH	5MM	1PC
I	SCREW	3mm X 7.5mm X 12mm	4PCS

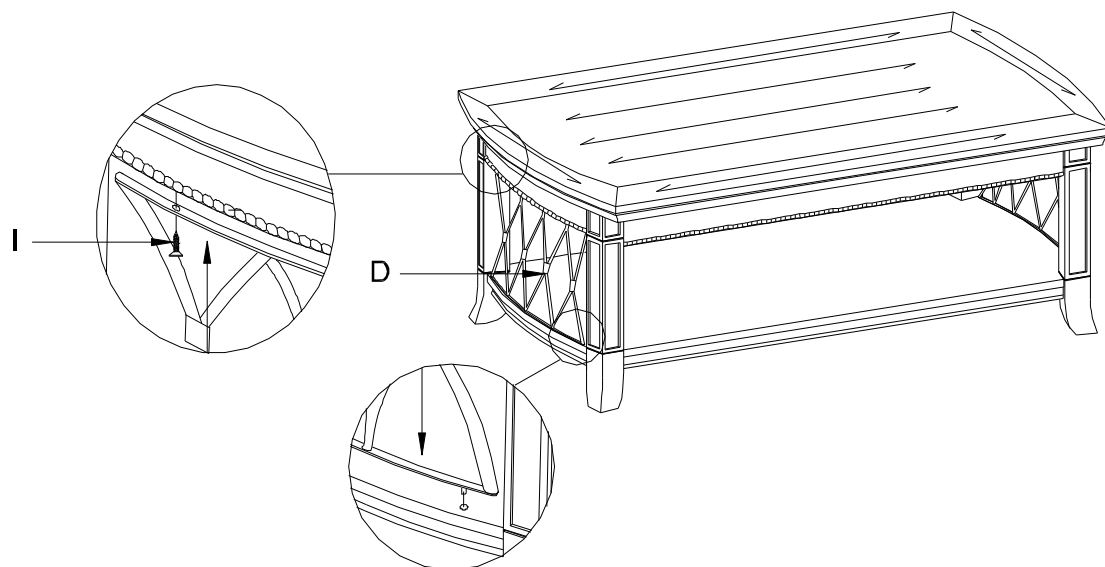
## STEP:1



## STEP:2



**STEP:3**



**STEP:4**

