






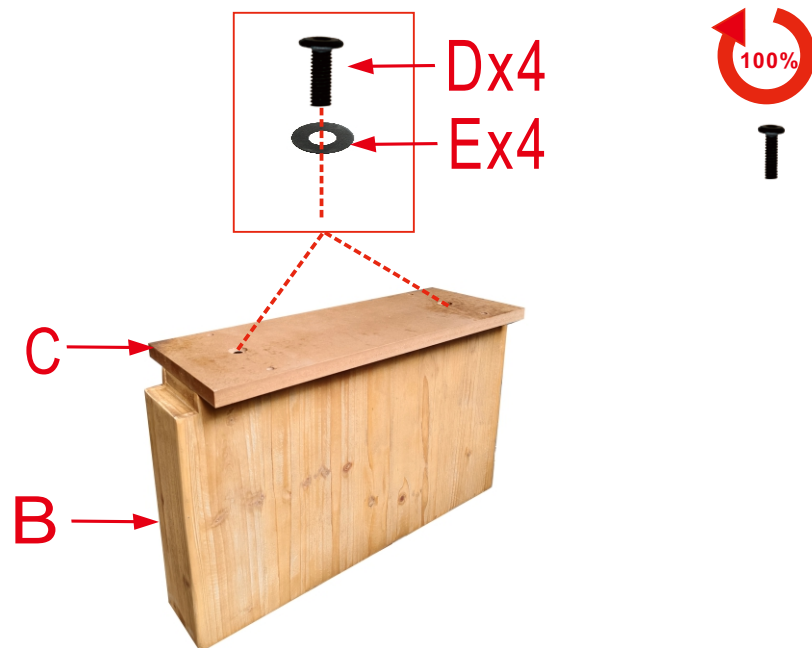


A 1PC 	B 2PCS 	C 2PCS 	
D 12+2PCS  6x30MM	E 12+2PCS 	F 1PC 	G 8+1PCS 

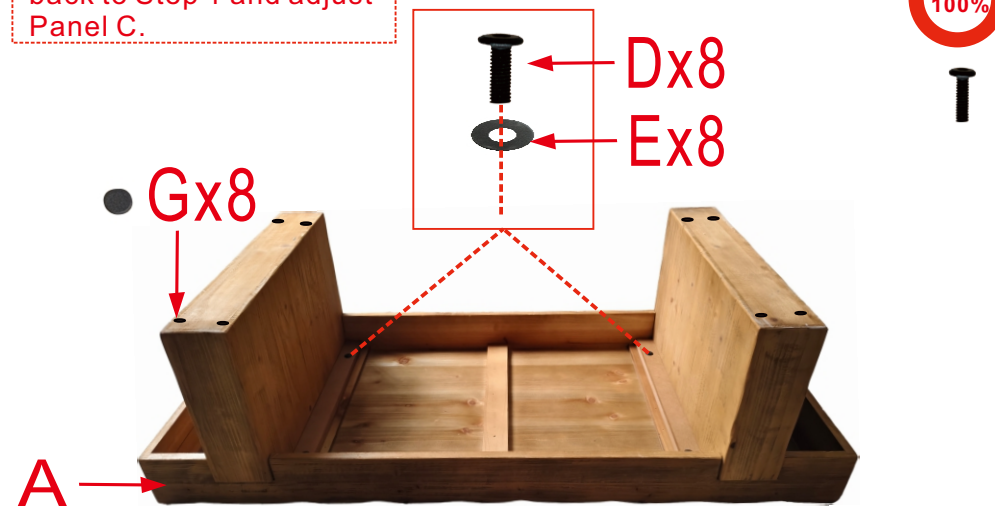
① Please tighten the screws to 70% first, and tighten screws 100% after all screws are aligned in this step.



X2

② Please tighten the screws to 70% first, and tighten screws 100% after all screws are aligned in this step.

If the holes don't align, go back to Step 1 and adjust Panel C.



③



If there is any missing, please kindly send us messages to let us know the name of missing part regarding to the first page of instructions. Please also provide us your full address so we can send replacement to you as soon as possible. We are concerned about each customer's experience, if there is any loss or damage, please contact us at any time, we will provide effective solutions. Please attach your Order ID so that we can assist you better.