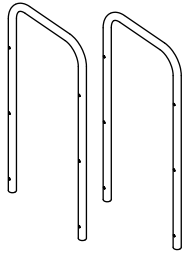
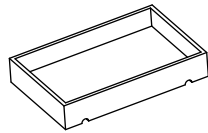


Portable Storage Cart with 3-Easy Removable Bamboo Tray

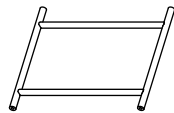
Package Contents



A. Metal Frame x 2



B. Bamboo Tray x 3



C. Tier Frame x 3



D. Plastic caps x 12

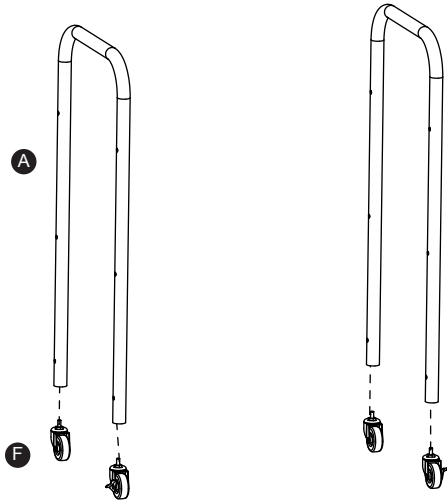


E. Screws x 12

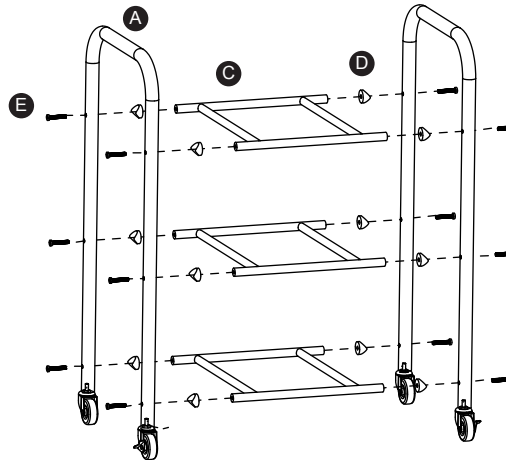
F. Wheels x 4
(2 locking, 2 non-locking, 1 wrench)

G. Wrench x 1

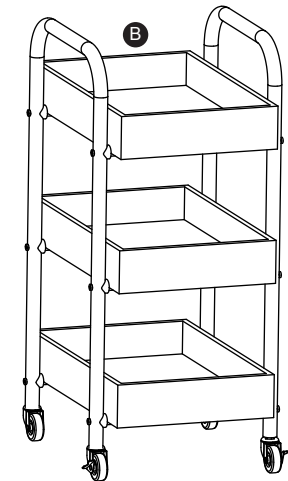
Assembly Instructions



STEP 1. Screw Wheels (F) into the Metal Frame(A) Make sure that the locking wheels are on the same side. **NOTE:** Check that locking mechanism work properly, screw wheel stem completely into the Metal Frame(A), Use Wrench(G) to tighten securely.



STEP 2. Insert Screws(E) into holes of the Metal Frame(A). Place Plastic Caps(D) onto the screws(E) with rounded part facing the Metal Frame(A). Attach the Tier Frame (C) to the screws(E) then use Wrench(G) to tighten all screws(E) securely.



STEP 3. Place Bamboo Trays(B) onto the Tier Frame(C).

Safety Information

1. Two adults are recommended for ease of assembly. Use care when handling.
2. Assembly recommended on a soft surface, such as carpet, to avoid scratching flooring finish.
3. Discard the black circular plastic pieces. These are used to separate the shelves for shipping purpose.



CAUTION: Do not allow children to climb or play in or around the shelves.