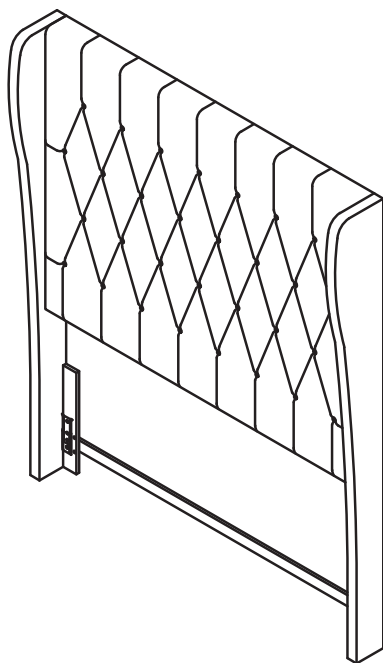


Product Guide

LILLIAN AUGUST HOME



Love How You Live®

Thank you for selecting a Lillian August Home item!

Our primary objective is to provide fast, friendly customer service to all of our customers. We are here to help if you have any questions, comments, or are in need of warranty replacement parts.

Please call us toll free at: 1-855-372-2315 U.S.
0-800-051-6775 U.K.

U.S. Monday - Friday 6:00am - 5:00pm PST,
U.K. Monday - Friday 2:00pm - 1:00am U.K. Time

Or visit our website:
www.truecustomersupport.com
www.trueinnovations.com

Pre-Assembly Preparation:

Please read through this instruction booklet before beginning assembly of this item.

Two adults are recommended for assembly.

- Clear out the space for assembly and lay out all parts on Parts List, extra room will allow you to easily determine if all the pieces are present.
- Save all packing materials until assembly is complete to avoid accidentally discarding smaller parts or hardware.
- Keep small parts and pieces away from children and pets until fully assembled.
- Please check for any loose screws and tighten them before you use.

Parts List



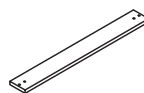
(1) Headboard x1



(2) Left Leg x1



(3) Right Leg x1



(4) Base Rail x1



(A) 5/16*1 1/2" Bolt x 4



(B) Spring washer x 4



(C) Flat washer x 4



(D) Allen Key x1



(E) 5/16*3/4" Bolt x8



(F) Metal L Bracket x2



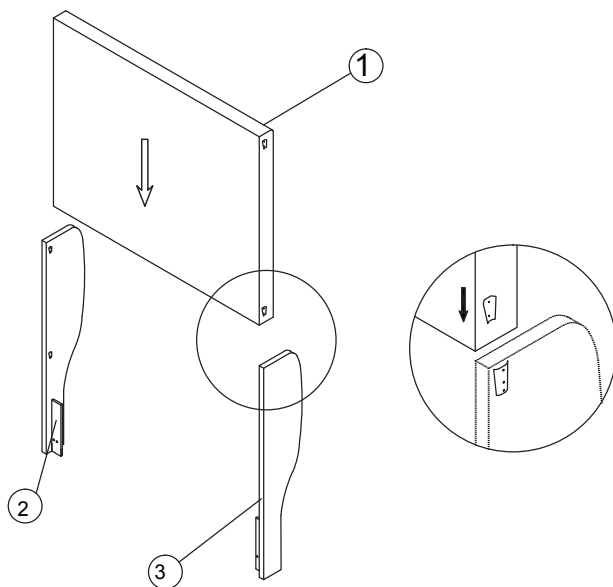
(G) Metal Bracket x2



(H) Metal Bracket x2

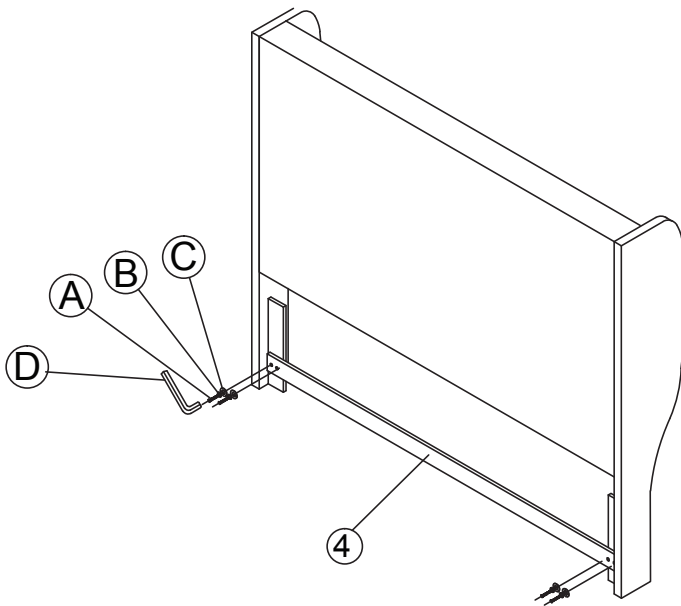
Step 1

Slide Headboard (1) to Leg (2) & (3) metal slots on side and push to firm attached.



Step 2

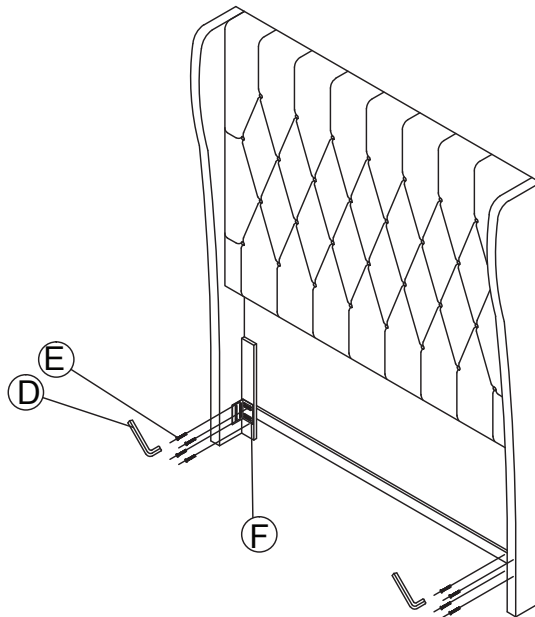
1. Pull out the flap panels at bottom of legs (2) & (3).
2. Attach base rail (4) to the flap panel, secure using bolt (A) with Spring Washer (B) also Flat Washer (C) by using Allen Key (D).
3. Ensure all bolts are fully tightened.



Step 3

Option 1-for metal bedstead

Attach metal L bracket (F) x 2 to headboard leg and secure using bolt (E) x 8 by using Allen Key (D).

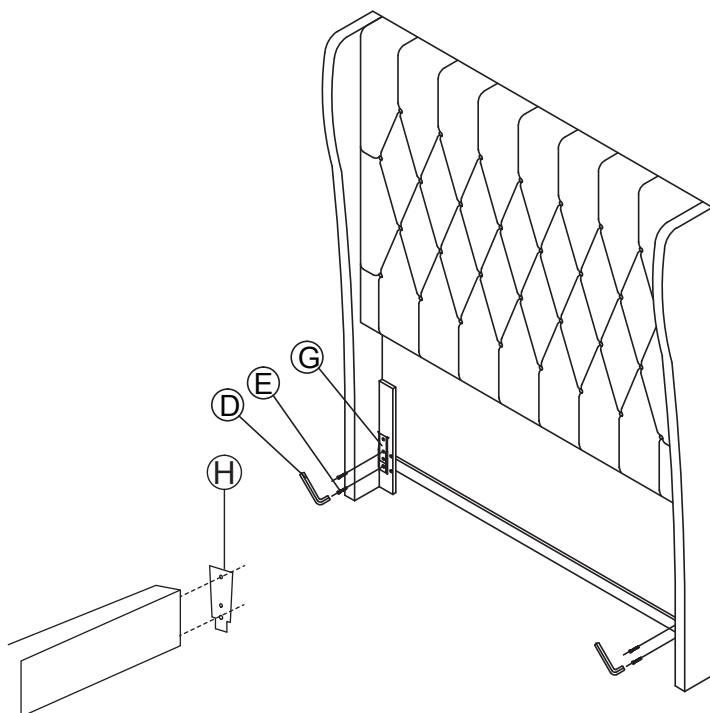


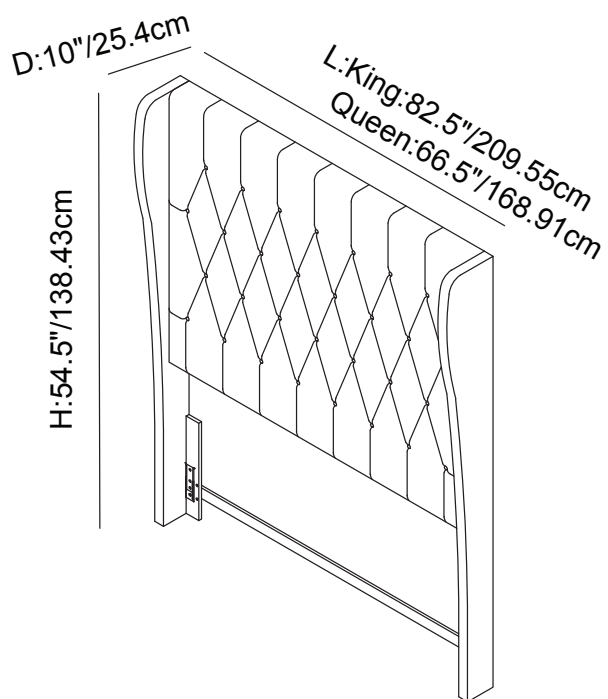
Step 4

Option 2-for Wooden bedstead

Attach metal bracket (G) X 2 to headboard leg and secure using bolt (E) by using Allen Key (D).

Note: To attach metal bracket (H) to your wooden bedstead with proper screws, then lock the bedstead to headboard.





Product Dimension

Limited Warranty

The manufacturers products are warranted against defects in material and workmanship while owned by the “Original Purchaser”. The term “Original Purchaser” is defined as that party or entity which purchases this manufacturers furniture from an authorized retailer as shown by the original sales receipt. This warranty does not apply to “as is” or previously owned products.

The manufacturer warrants its products to be free from defects in materials and workmanship (normal wear and tear, fading and stretching excepted), for one year from the date of purchase, except as provided below under the limited warranty. The exceptions or exclusions to this warranty are as follows:

1. Any warranty claim that is submitted after the limited warranty period, or without proper proof of purchase will not include the cost of parts, labor, or delivery.

2. This warranty shall not apply to the manufacturers products which have been subjected to misuse, neglect, alteration, modification, or attachments, either caused by the original purchaser, shipping, storage, accident, fire, flood, or acts of God.

In the event of a defect in material or workmanship covered by this warranty, the manufacturer will repair or replace, at their discretion, without charge the warranted parts within a reasonable amount of time. We reserve the right to require damaged parts to be returned to us upon request. Natural markings such as scars, brands, grain variations, wrinkles, color variations, etc. will be considered normal characteristics and not construed as defects.

For claims or questions concerning this warranty, please contact customer service department on the web at www.truecustomersupport.com. Be prepared to provide your name, address, daytime phone number, the model and purchase order number of the product, date of purchase, and the website where it was purchased. The manufacturer requires that the original sales receipt be submitted with all requests to confirm that you are the original purchaser according to our written warranty.

This warranty gives you specific rights, and you may also have other rights, which vary from state to state (or country to country). All warranties are limited to the original purchaser for normal use. Should you prefer to speak with a service representative, you may call toll free: 1-855-372-2315 (U.S.) or 0-800-051-6775 (U.K.).

LILLIAN
AUGUST
HOME