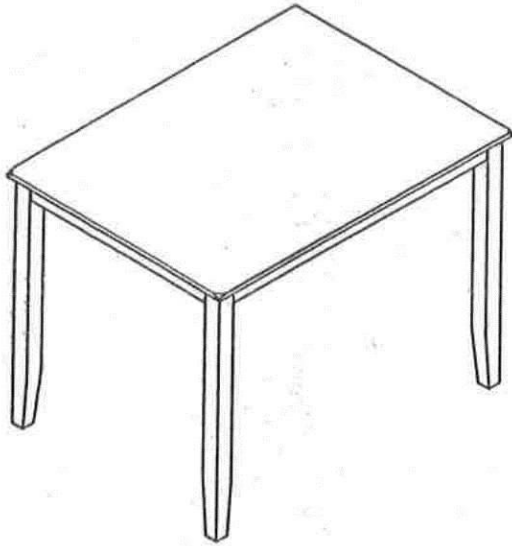





# ASSEMBLY INSTRUCTIONS

## DESCRIPTION : TABLE

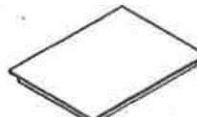

Thanks you for purchasing this quality product . Be sure to check all packing material carefully for small parts which may have Some loose inside the carton during shipment . Identify and count all parts and compare with the parts List Below :



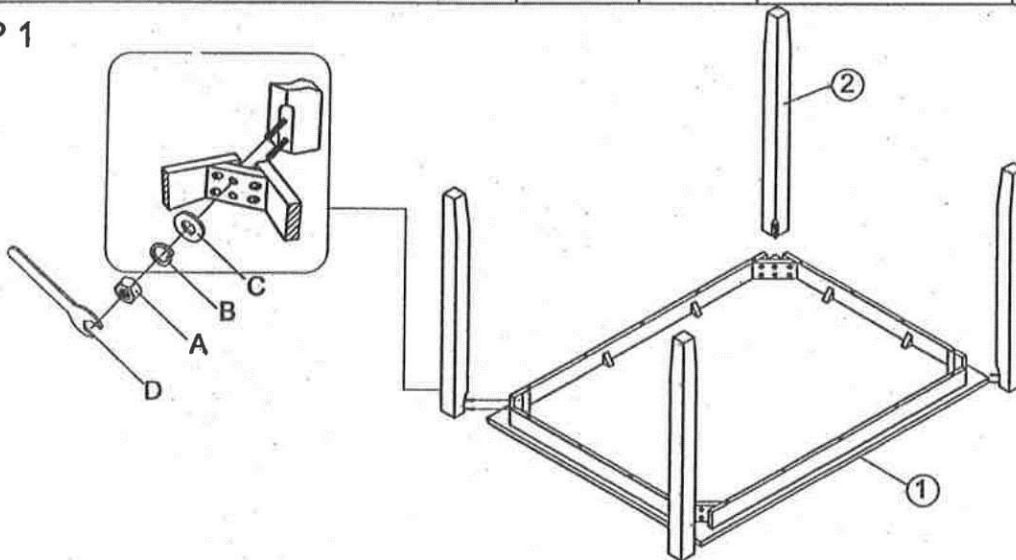
### HARDWARE LIST

NO.	SKETCH	HARDWARE	Q'TY
A	 $\frac{5}{16}$ " x 6mm	HEX NUT	8 PCS
B	 $\frac{5}{16}$ " x 13 mm	LOCK WASHER	8 PCS
C	 $\frac{5}{16}$ " x 19 mm	FLAT WASHER	8 PCS
D		WRENCH	1 PC

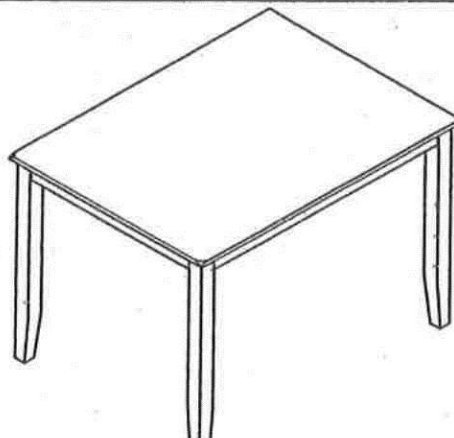
### PARTS LIST

NO.	SKETCH	PARTS	Q'TY
1		Table Top	1 PC
2		Table leg	4 PCS

### STEP 1



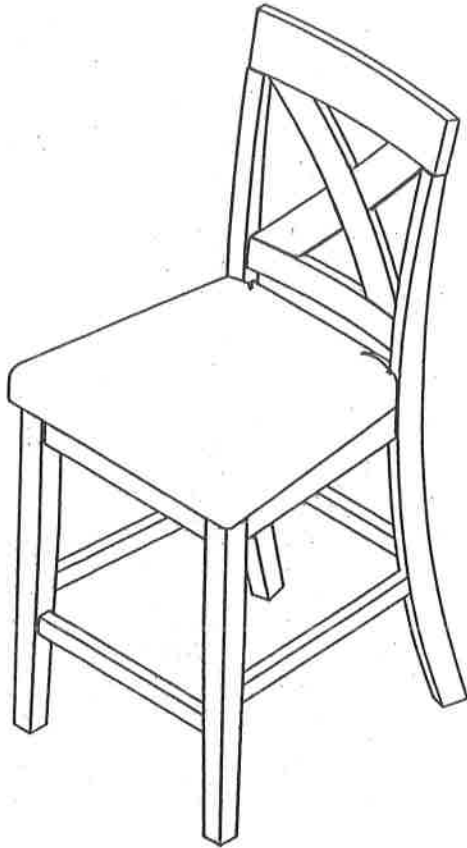
### STEP 2










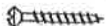
# ASSEMBLY INSTRUCTIONS

## DESCRIPTION: STOOL

Thank you for purchasing this quality product. Be sure to check all packing material carefully for small parts which may have Some loose inside the carton during shipment. Identify and count all parts and compare with the parts List Below:



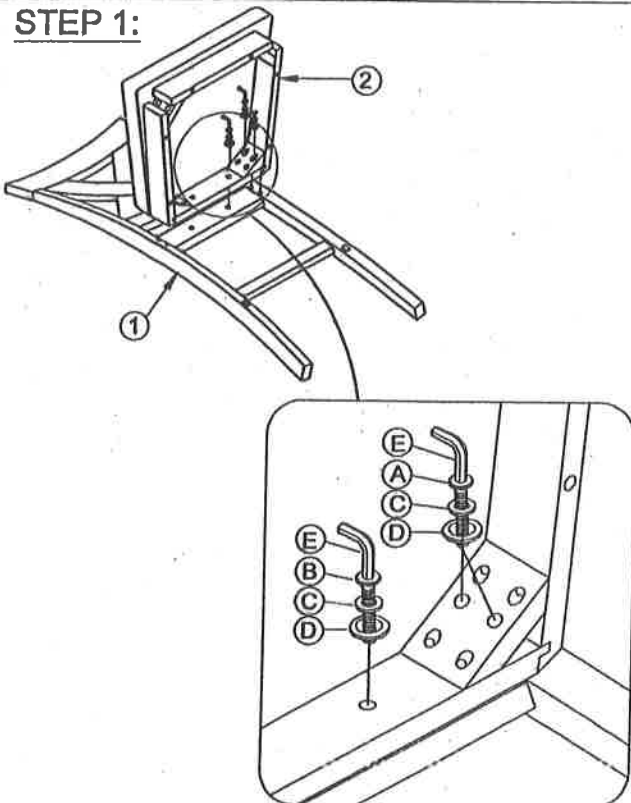
### HARDWARE LITS

NO.	SKETCH	HARWARE	Q'TY	
A		1/4"X 75mm	LONG BOLT	4PCS
B		1/4"X 40mm	SHORT BOLT	2PCS
C		5/16"X13mm	LOCK WASHER	10PCS
D		5/16"X19mm	FLAT WASHER	10PCS
E		4mm	ALLEN KEY	1PC
F		5/16"X6mm	NUT	4PCS
G		5/16"X90mm	WRECH	1PC
H		#4X38mm	SCREW	6PCS

### HARDWARE LITS

NO.	SKETCH	PARTS	Q:TY
1		CHAIR BACK	1PC
2		CHAIR SEAT	1PC
3		LEFT LEG	1PC
4		RIGHT LEG	1PC
5		FRONT STRETCHER	1PC
6		LEFT STRETCHER	1PC
7		RIGHT STRETCHER	1PC

### STEP 1:



### STEP 2:

